

# Early Modern Iberian Ships Tentative Glossary



## Part 2 - Timber

Filipe Castro, Marijo Gauthier-Bérubé,  
Massimo Capulli, Maria João Santos,  
Ricardo Borrero, Nicolás Ciarlo




*J. Richard Steffy Ship Reconstruction Laboratory*

# ShipLAB

TEXAS A&M  
UNIVERSITY

9 August 2018



Marie Curie EU Grant  
PITN-2013 GA607545



EU Horizon 2020  
No. 727153



GROPLAN  
Industrial Research Project  
funded by ANR

*This glossary is intended for students of nautical archaeology around the world, and focuses mainly on European early modern ships.*

*In this first volume we try to present the designations of ship's spaces and fittings. This is a work in progress and we apologize for the mistakes and typos, and want to thank you in advance for comments and corrections.*

**Country abbreviations:**

PT – Portugal

SP – Spain

CT – Catalonia

FR – France

IT – Italy

UK – United Kingdom

NL – Netherlands

## Contents

Keel  
Posts  
Scarves  
Stern panels  
Frames  
Midship and tail frames  
Pre-designed frames  
Stern frames  
Bow frames  
Keelson  
Maststep  
Bottom stringers  
Stringers and breasthooks  
Ceiling  
Orlop structure  
Clamps  
Deck beams  
Carlings  
Deck knees  
Stanchions  
Mast partners  
Waterways  
Spirketing

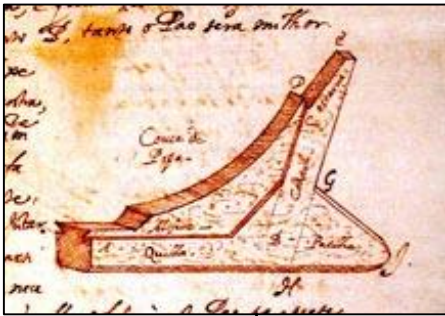
## Contents

Reinforcing knees  
Other reinforcements  
Wales  
Channels  
Second futtocks  
Second deck  
Foremast step  
Hatches  
Third futtocks  
Third deck  
Hawseholes  
Mizzen maststep  
Ship's boat cradle  
Forecastle  
Stern castle

# Keel and Posts

In red: *Couce de Popa* and *Couce de Proa*

Lavanha, c. 1600



Scarves

Stem post knee

Stern knee



Lavanha, c. 1600

PT – Quilha

SP – Quilla

CT – Carena

FR – Quille

IT – Chiglia, colomba (Venice), caenha, carina

UK – Keel

NL – Kiel

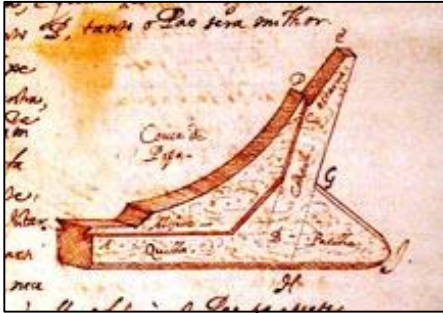
3D Model: Alex Hazlett

# Keel and Posts


In red: *Couce de Popa* and *Couce de Proa*

- PT – Escarvas
- SP – Escarpes
- CT – Junta
- FR – Écart(s)
- IT – Caletatura
- UK – Scarves
- NL –

Lavanha, c. 1600



3D Model: Alex Hazlett



- PT – Couce de popa
- SP – Curva coral
- CT – Corba de roda de popa
- FR – Courbe d'étambot
- IT –
- UK – Stern knee
- NL –

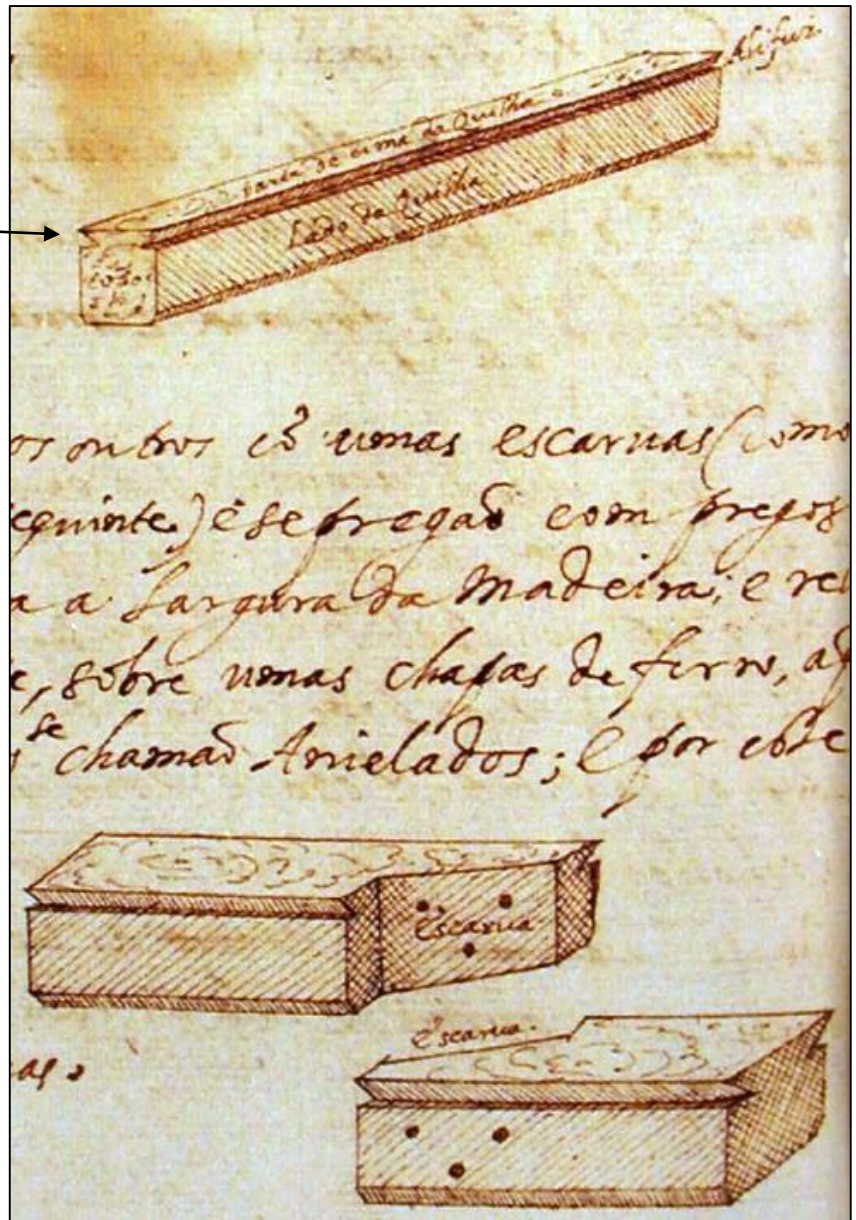


Lavanha, c. 1600

- PT – Couce de proa
- SP – Pie de roda
- CT – Corva de roda de proa
- FR – Courbe d'étrave
- IT – Pie di ruota
- UK – Stem knee
- NL –

## Keel and Posts

Rabbet

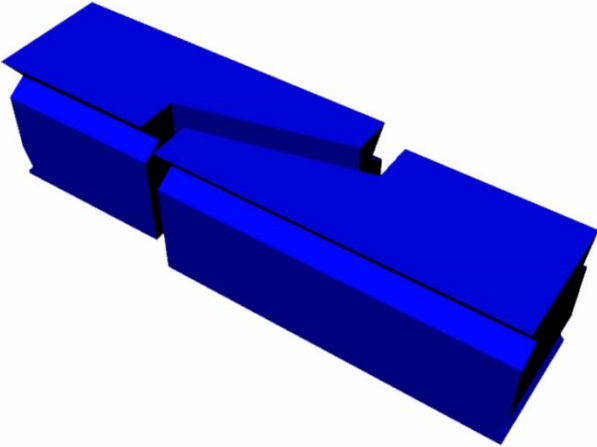


Lavanha, c. 1600

- PT – Alefriz
- SP – Alefriz
- CT – Gresa
- FR – Râblure
- IT – Scanalatura, battura
- UK – Rabbet
- NL – Sponning

## Keel Scarves

PT – Escarva  
SP – Escarpe, media junta  
CT – Junta  
FR – Écart  
IT – Caletatura  
UK – Scarf  
NL –



PT – Escarva lavada vertical  
SP –  
CT – Junta vertical en biaix, endentada  
FR – Écart vertical en sifflet  
IT –  
UK – Flat vertical scarf  
NL –

Keel/Stem Scarf. Emanuel Point Shipwreck, 1559



3D Model: Kevin Gnadinger



## Keel Scarves

PT – Escarva lavada horizontal

SP – Escarpe


CT – Junta horizontal en biaix, endentada

FR – Écart horizontal en sifflet

IT – Caletatura a palella


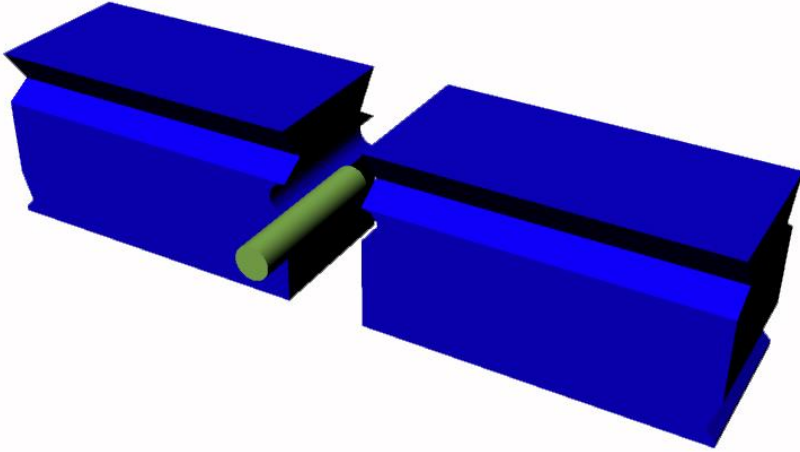
UK – Flat horizontal scarf

NL –



3D Model: Kevin Gnadinger

## Keel Scarves

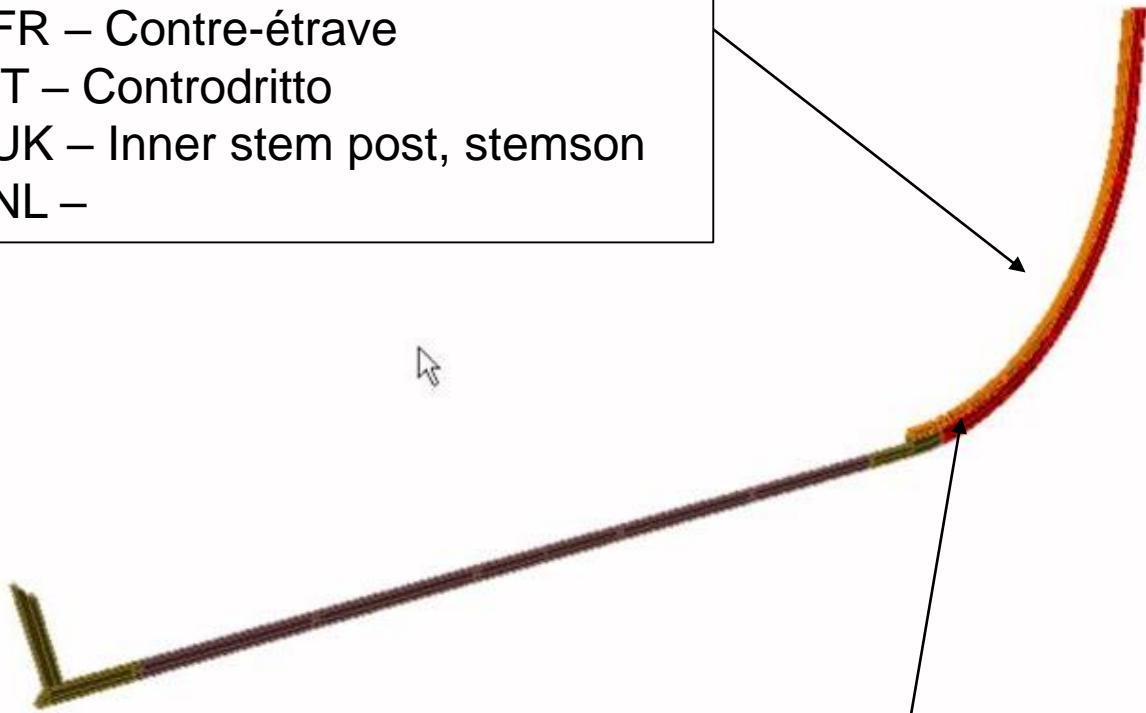


Keel Scarf. Cais do Sodré, c. 1500

- PT –
- SP –
- CT – Junta simple amb cavilla
- FR – Écart plat avec tenons
- IT –
- UK – But scarf w/ waterstop
- NL –

## Keel and Posts

PT – Contra-roda  
SP – Contraroda, contrabranque  
CT – Contraroda  
FR – Contre-étrave  
IT – Controdritto  
UK – Inner stem post, stemson  
NL –

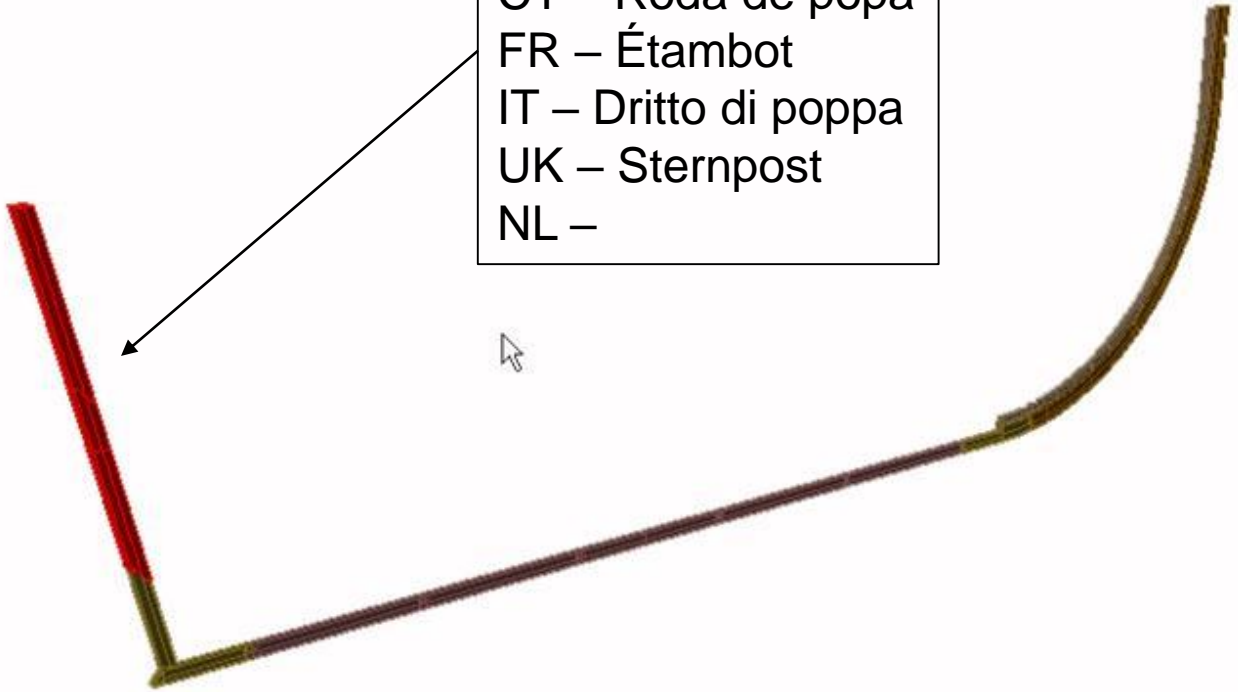


PT – Roda de proa  
SP – Roda, branque  
CT – Roda de proa  
FR – Étrave  
IT – Ruota di prua, Asta da proda  
UK – Stem, stem post  
NL –

3D Model: Alex Hazlett

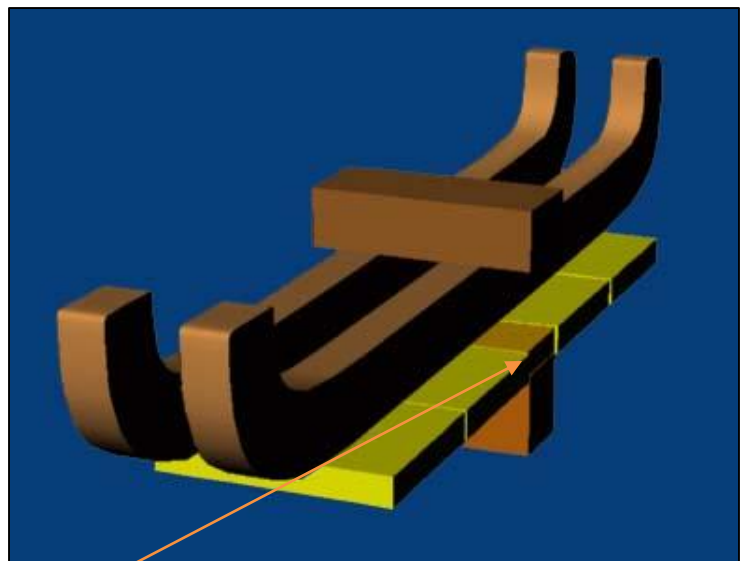
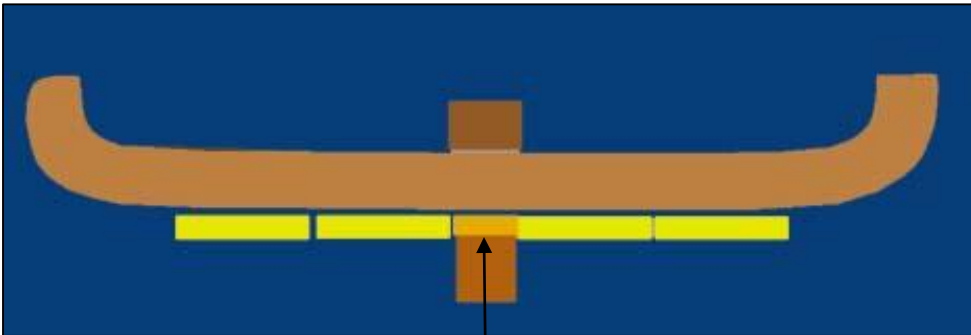
## Keel and Posts

PT – Cadaste  
SP – Codaste  
CT – Roda de popa  
FR – Étambot  
IT – Dritto di poppa  
UK – Sternpost  
NL –



PT –  
SP – Contracodaste  
CT –  
FR –  
IT –  
UK –  
NL –

## Keel and Posts




PT – Contraquilha / Sobressano  
SP – Sobrequilla  
CT – Contraquilla, sobrequilla, sobrecarena  
FR – Fausse quille / Contre quille  
IT – Contra chiglia  
UK – False Keel  
NL –

## Stern panel

*In English one says that this ship has a square tuck.*

*In the original text these timbers are described only after the waterways.*

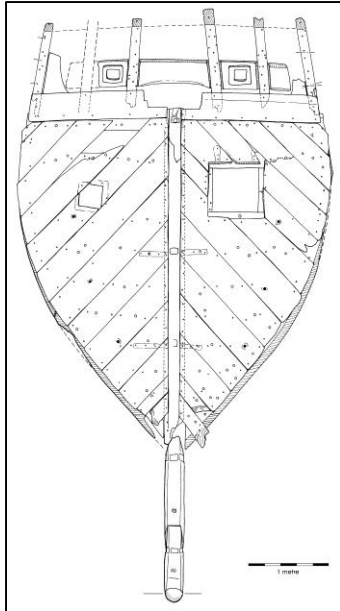


PT – Painel de popa  
SP – Espejo o panel de popa  
CT – Mirall da popa  
FR – Arcasse, tableau arrière  
IT – Specchio di poppa  
UK – Stern panel  
NL –

3D Model: Alex Hazlett

# Stern panel

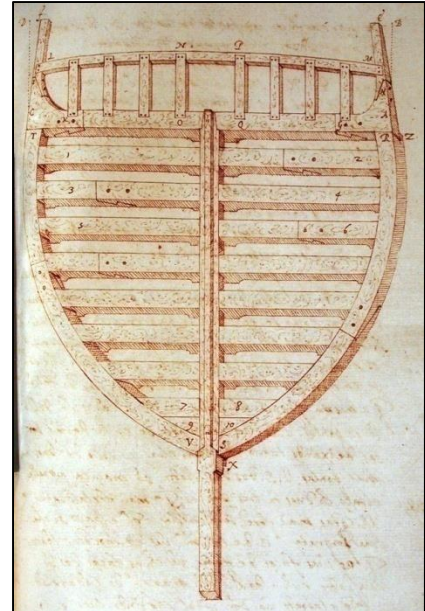
San Juan, 1565:



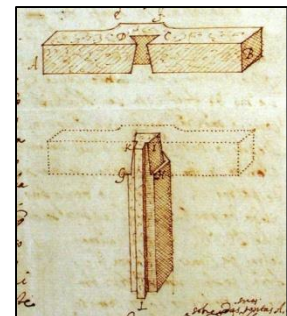
San Juan, 1565:



Lavanha, c. 1600:




Detail of the top of the sternpost and the scarf of the lower transom:



- PT – Painel de popa
- SP – Espejo de popa
- CT –
- FR – Arcasse, tableau arrière
- IT – Specchio di poppa
- UK – Stern panel
- NL –

## Stern panel components

*In English one says that this ship has a square tuck.*



PT – Gio

SP – Yugo principal

CT – Jou, dragant

FR – Barre d'arcasse

IT – Tragante

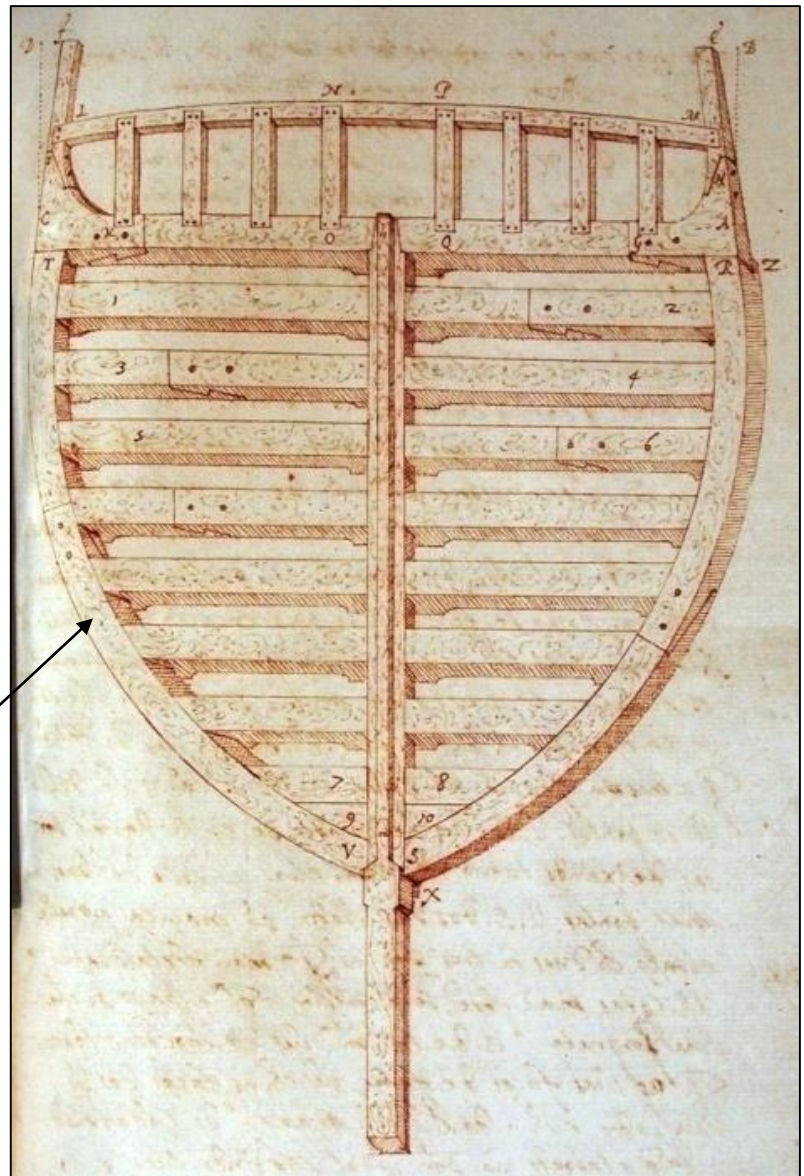
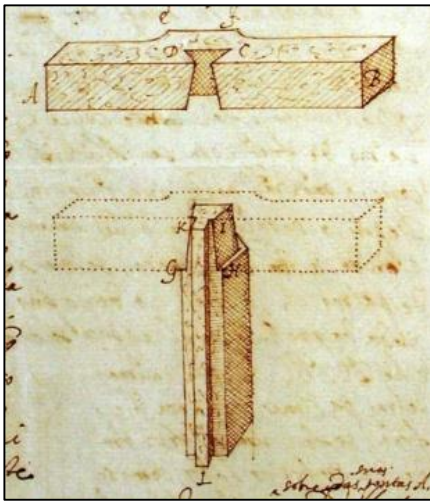
UK – Transom

NL –

3D Model: Alex Hazlett



# Stern panel components

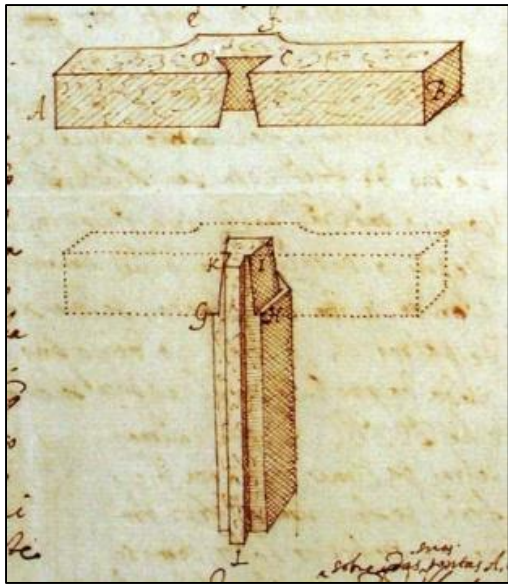


Lavanha, c. 1600

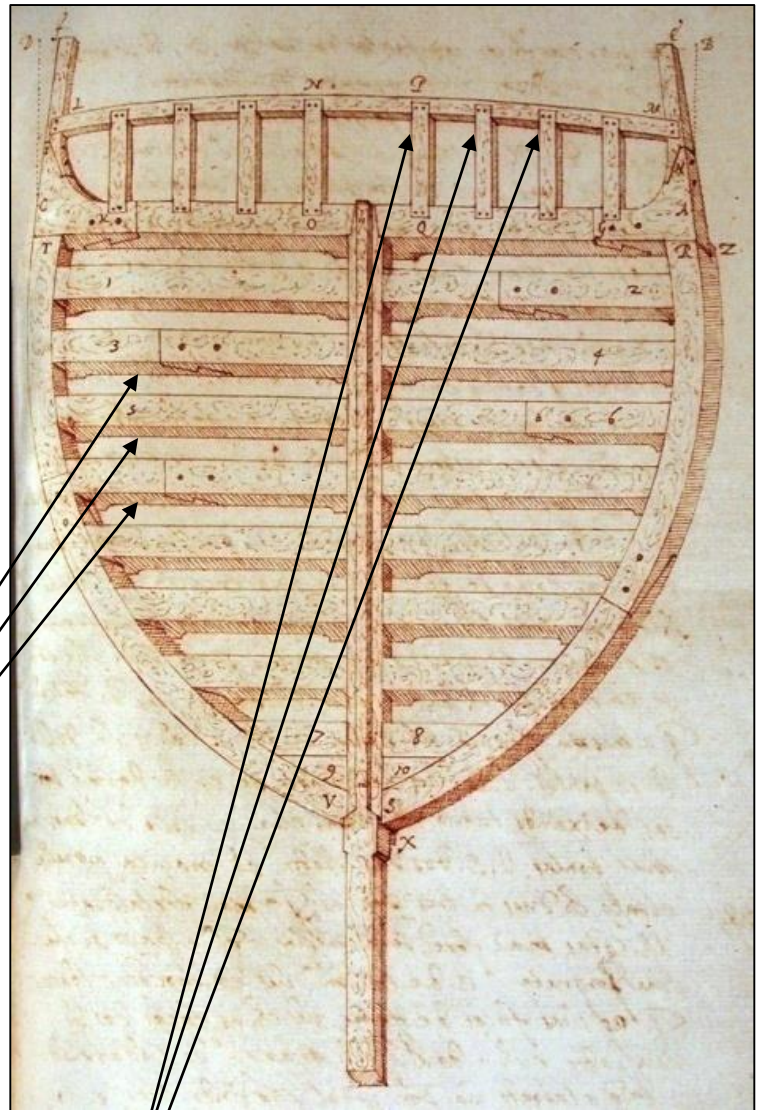
- PT – Pé manco
- SP – Aleta
- CT –
- FR – Estain, cornière
- IT – Aletta
- UK – Fashion piece
- NL –

*Abóbada is the upper part of the fashion pieces, which leans inwards.*

# Stern panel components



Detail of the connection  
sternpost / transom  
(Lavanha, c. 1600)

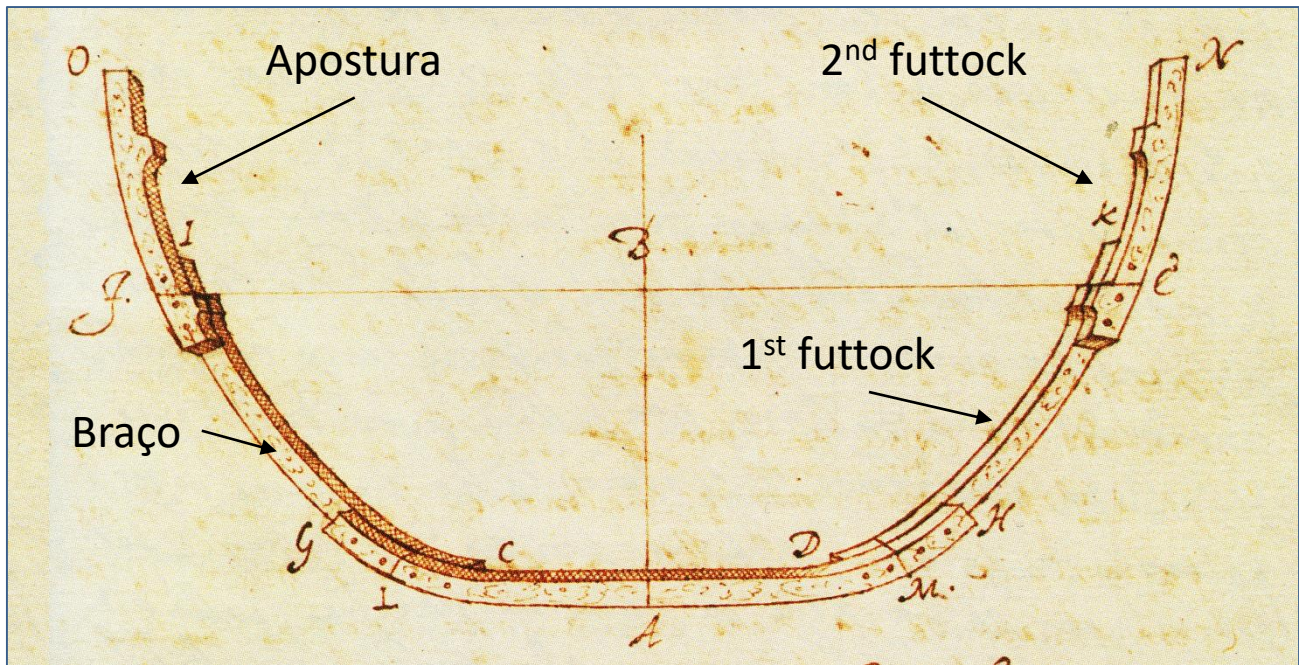


Lavanha, c. 1600

- PT – Porca(s)
- SP – Yugos intermedios
- CT –
- FR – Barre(s) d'écusson;
- IT –
- UK – Filling Transoms
- NL –

- PT – Cambotas / Barrotes
- SP – Gambotas
- CT –
- FR – Allonge de tableau
- IT – Carrechas
- UK – Counter timbers
- NL –

# Frames

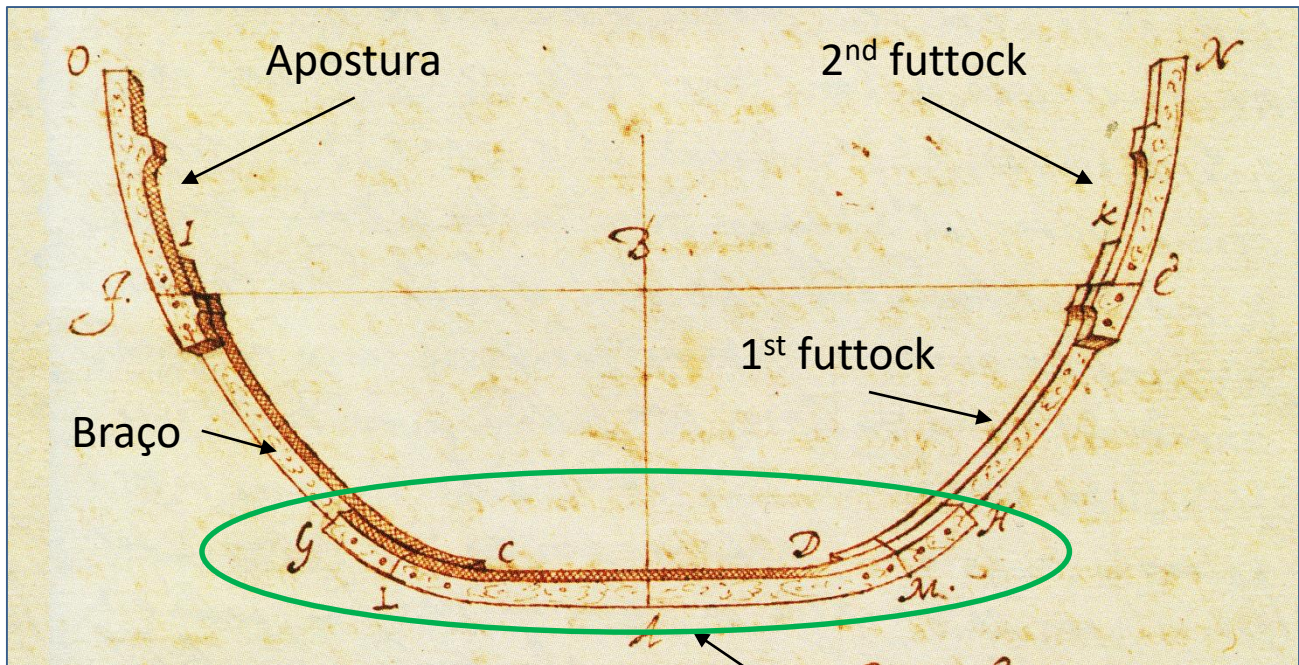


Lavanha, c. 1600

PT – Baliza  
SP – Cuaderna  
CT – Quaderna, membre  
FR – Couple, membrure <sup>1</sup>  
IT – Ordinata. madier  
UK – Frame  
NL –

*1 – In french, when the frame is doubled, it's called "couple" and when it's single, it's called membrure*

# Frames

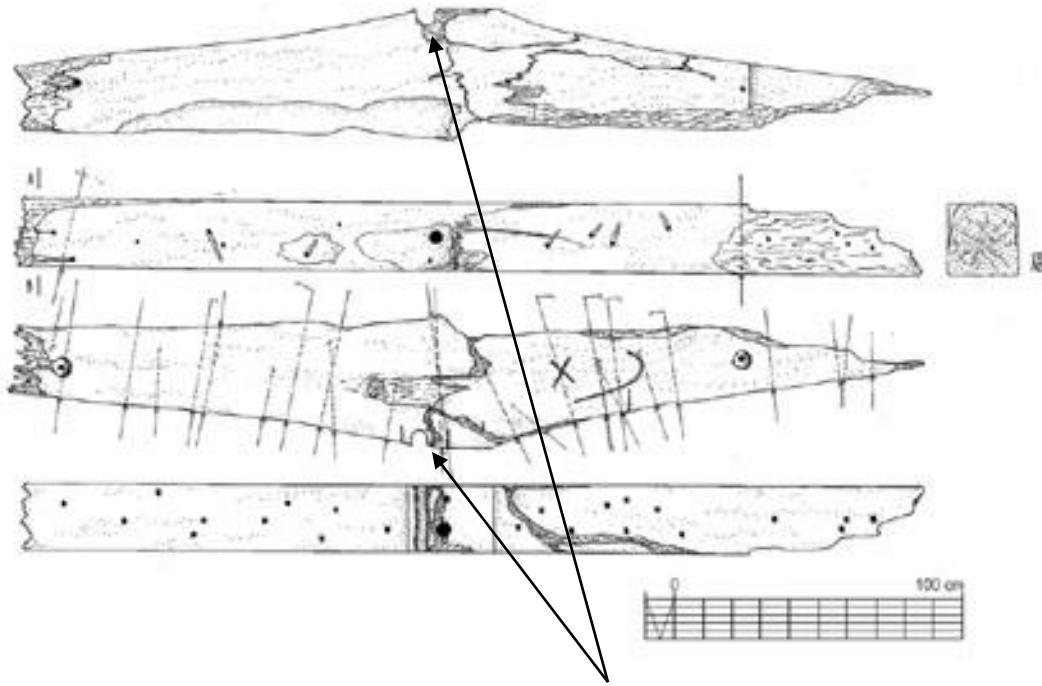


Lavanha, c. 1600

Caverna / Floor timber

PT – Caverna  
SP – Varenga  
CT – Madís, medís, medissos  
FR – Varangue, madier (*in the Med.*)  
IT – Madiere, piana (*flat bottom*), chorba, corba (*Venice*),  
maggiero, majolo, maieu  
UK – Floor timber  
NL –

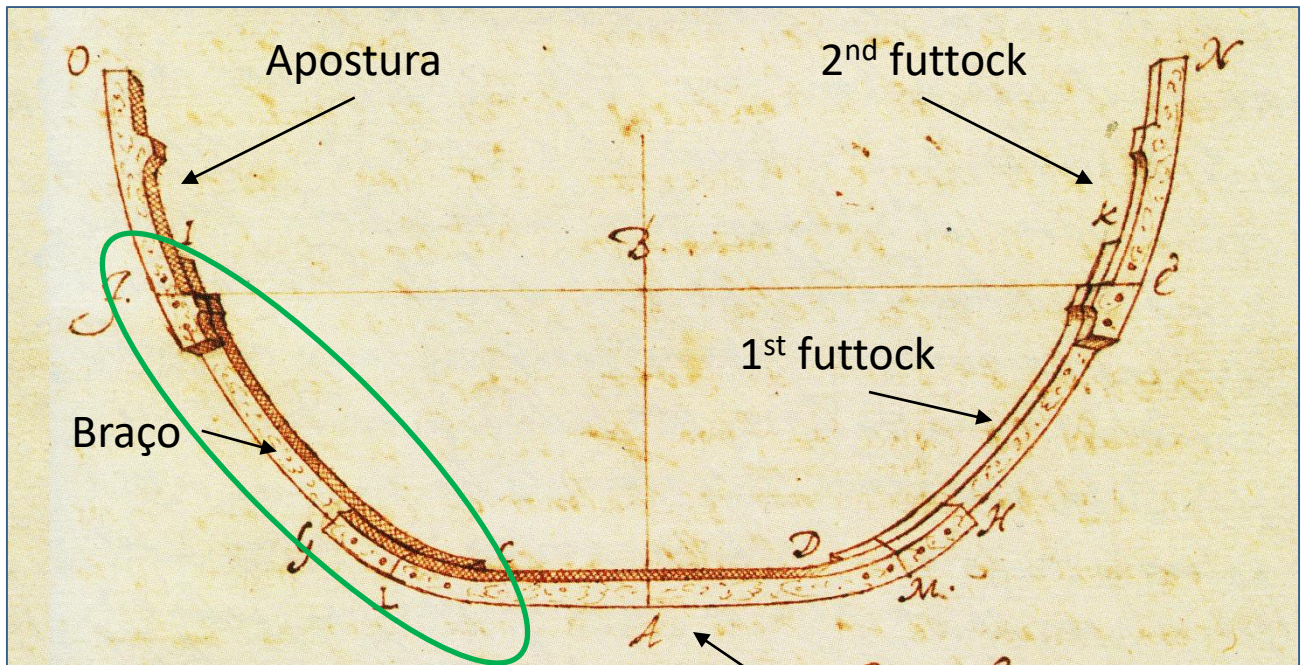
# Frames



Embornal / Limber hole

- PT – Embornal
- SP – Groera, imbornal
- CT – Embornal, groera, llibi
- FR – Canal d'anguiller, anguiller
- IT – Foro di biscia
- UK – Limber Hole
- NL –

# Frames

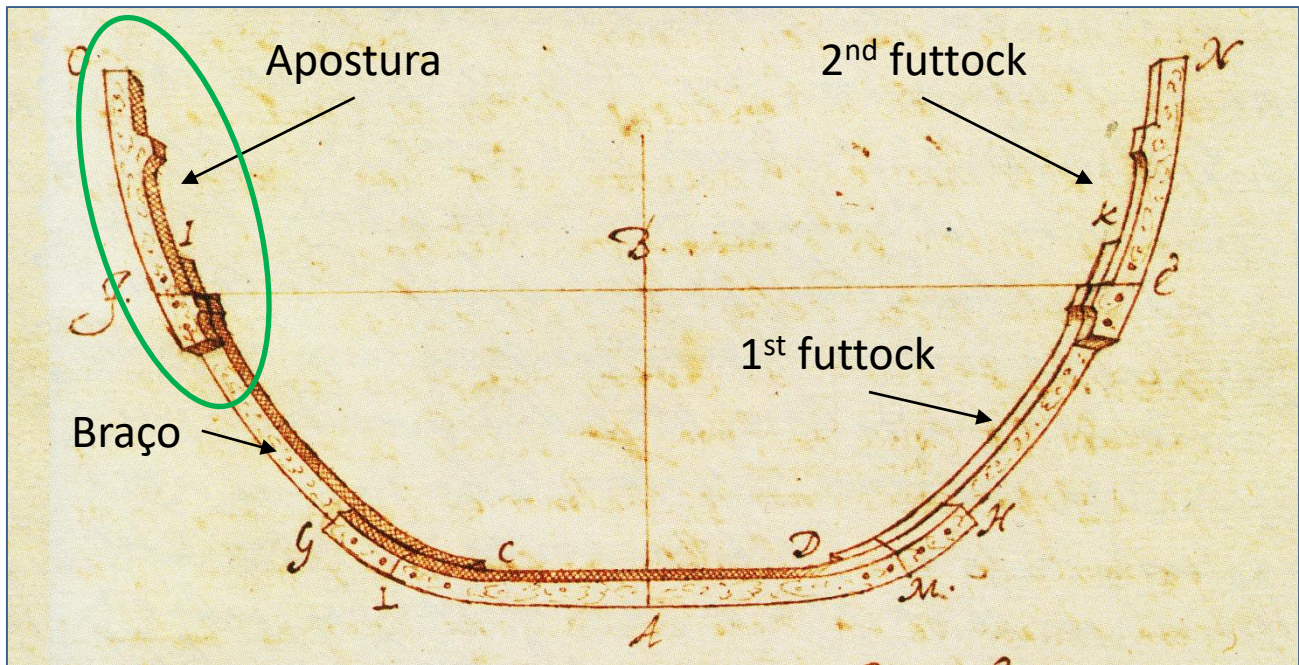


Lavanha, c. 1600

Caverna / Floor timber

- PT – Braço
- SP – Genol, estamenera
- CT – Estamenera
- FR – Genou, estamenaire
- IT – Staminale, forcame (Venice)
- UK – Futtock
- NL –

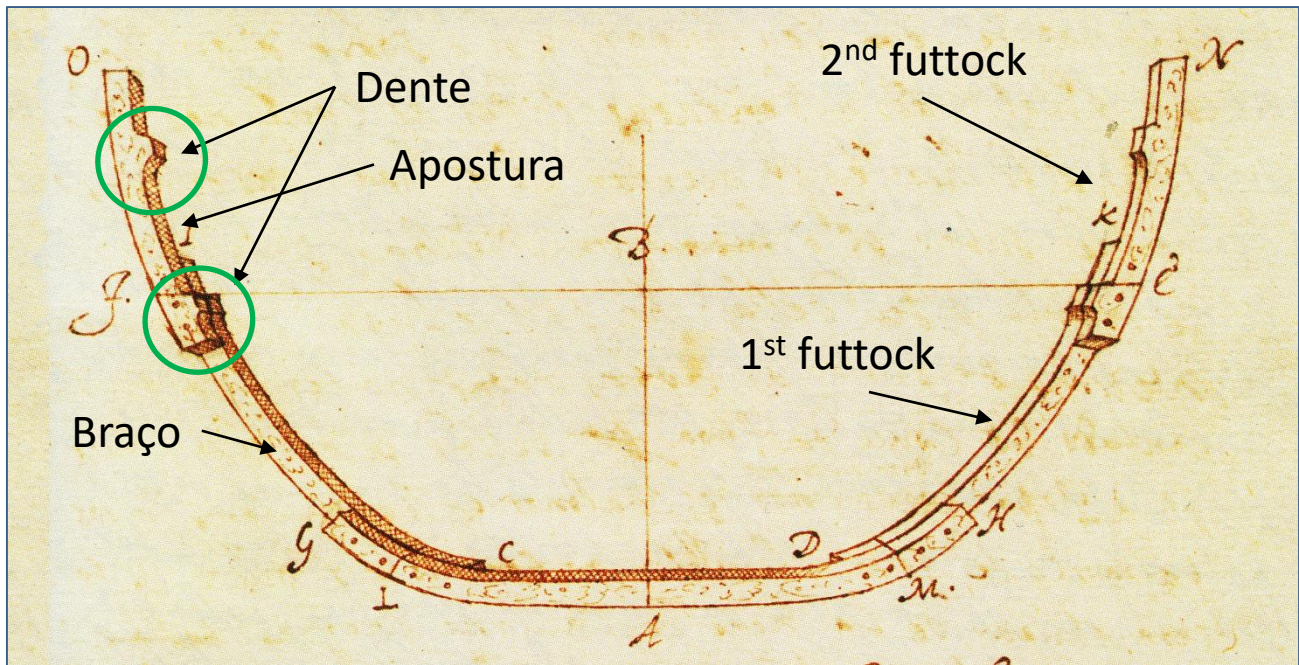
# Frames



Lavanha, c. 1600

- PT – Apostura
- SP – Ligazón
- CT – Segona estamenera, estamenot
- FR – Allonge
- IT – Scalmo
- UK – Second Futtock
- NL –

# Frames



Lavanha, c. 1600

PT – Dente

SP –

CT –

FR –

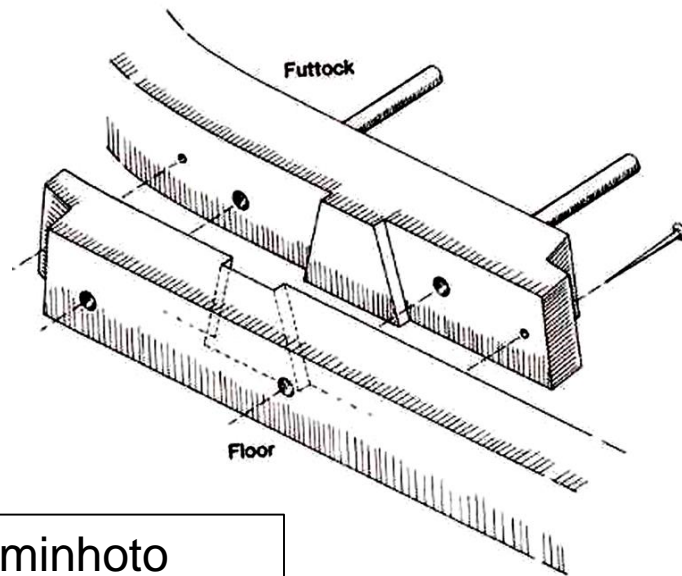
IT –

UK –

NL –

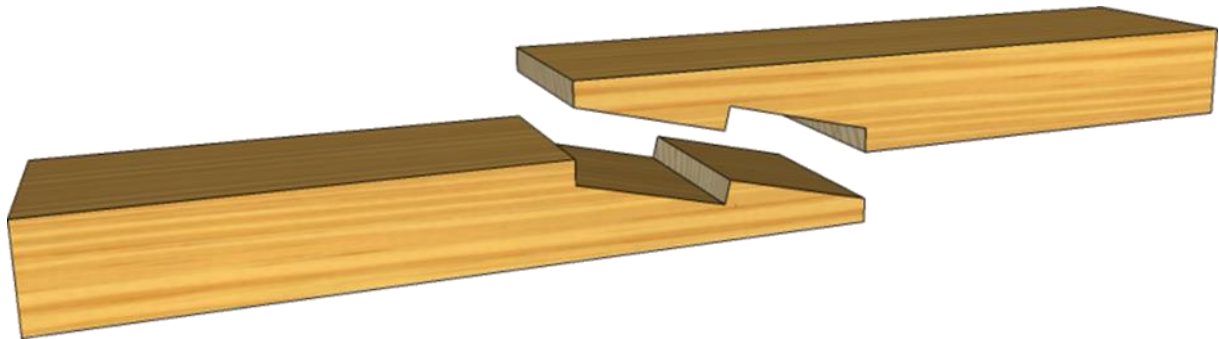


## Floor/futtock scarves



Oertling et al.

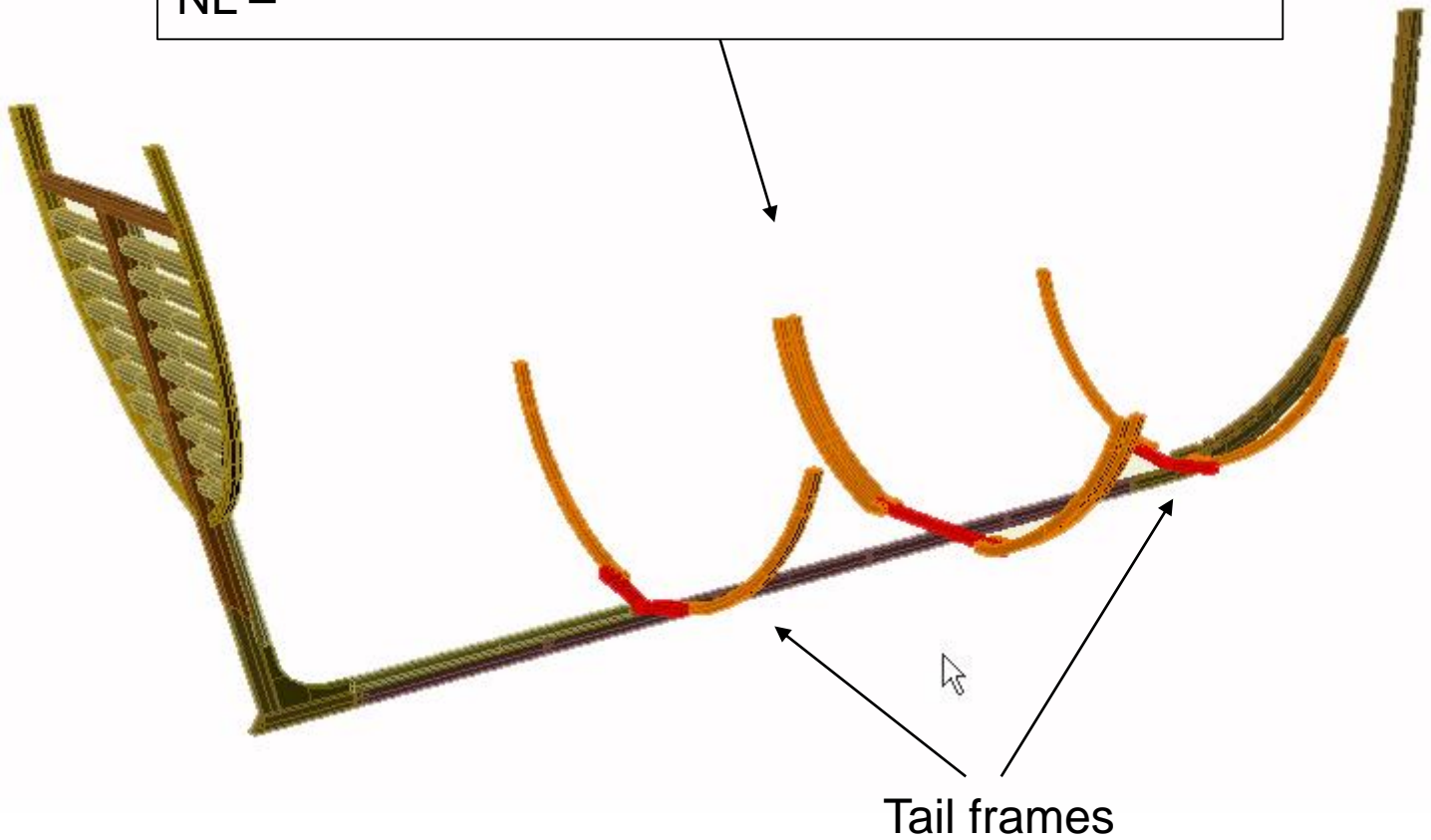
PT – Escarva em rabo de minhoto  
SP –  
CT –  
FR – Écart en queue d'aronde  
IT –  
UK – Dovetail scarf  
NL –



PT – Escarva dentada  
SP –  
CT –  
FR – Écart adent  
IT –  
UK – Hooked scarf  
NL –

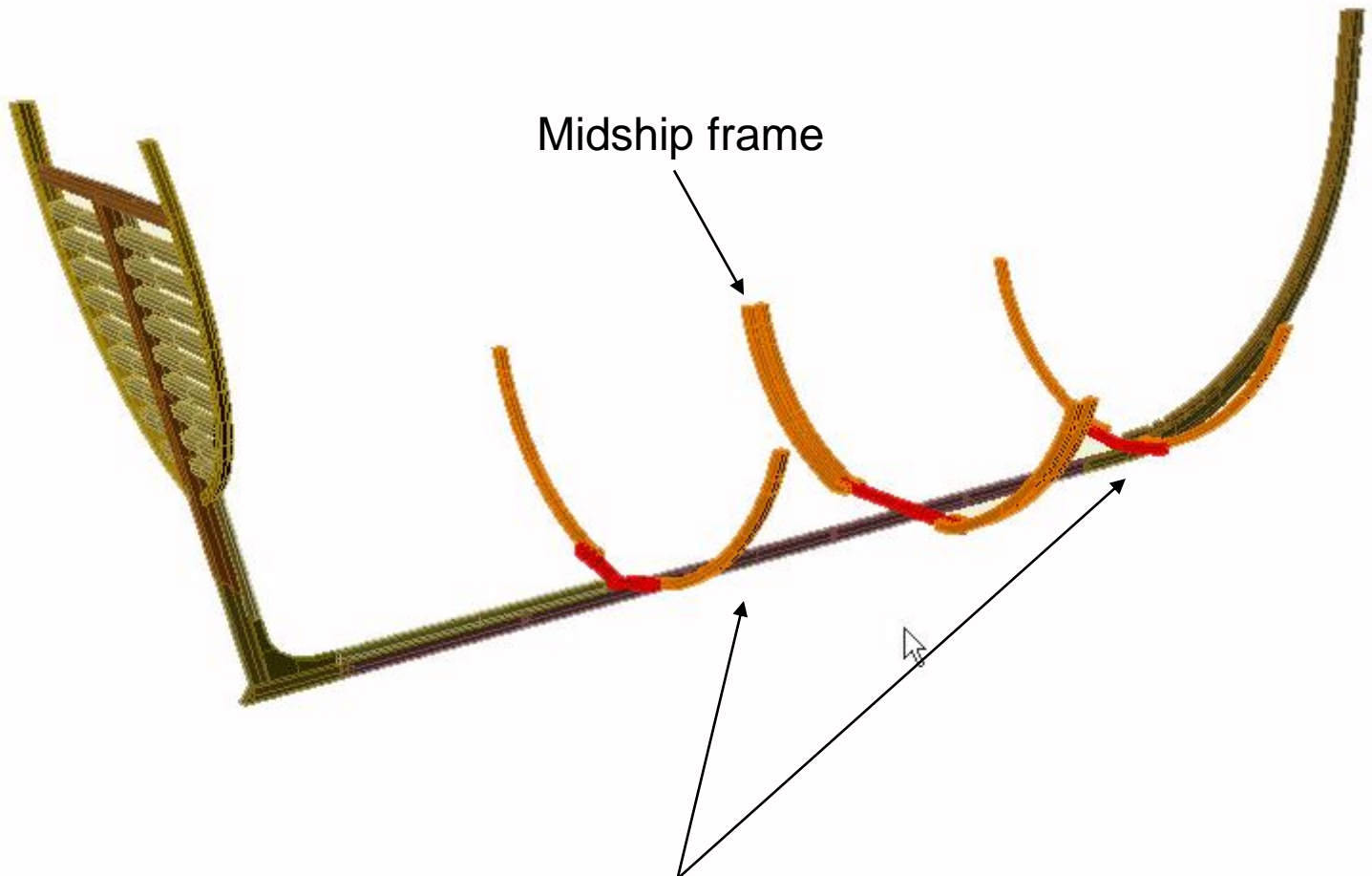
## Midship and Tail Frames

PT – Caverna mestra  
SP – Cuaderna maestra o de armar  
CT – Quaderna mestra  
FR – Maitre couple  
IT – Madiere centrale, Maistra di mezzo, chorba di mezzo (Venice)  
UK – Midship frame  
NL –



3D Model: Alex Hazlett

## Midship and Tail Frames



PT – Almogama(s)

SP – Redel o Cuadra de popa y proa

CT – Quaderna d'estella

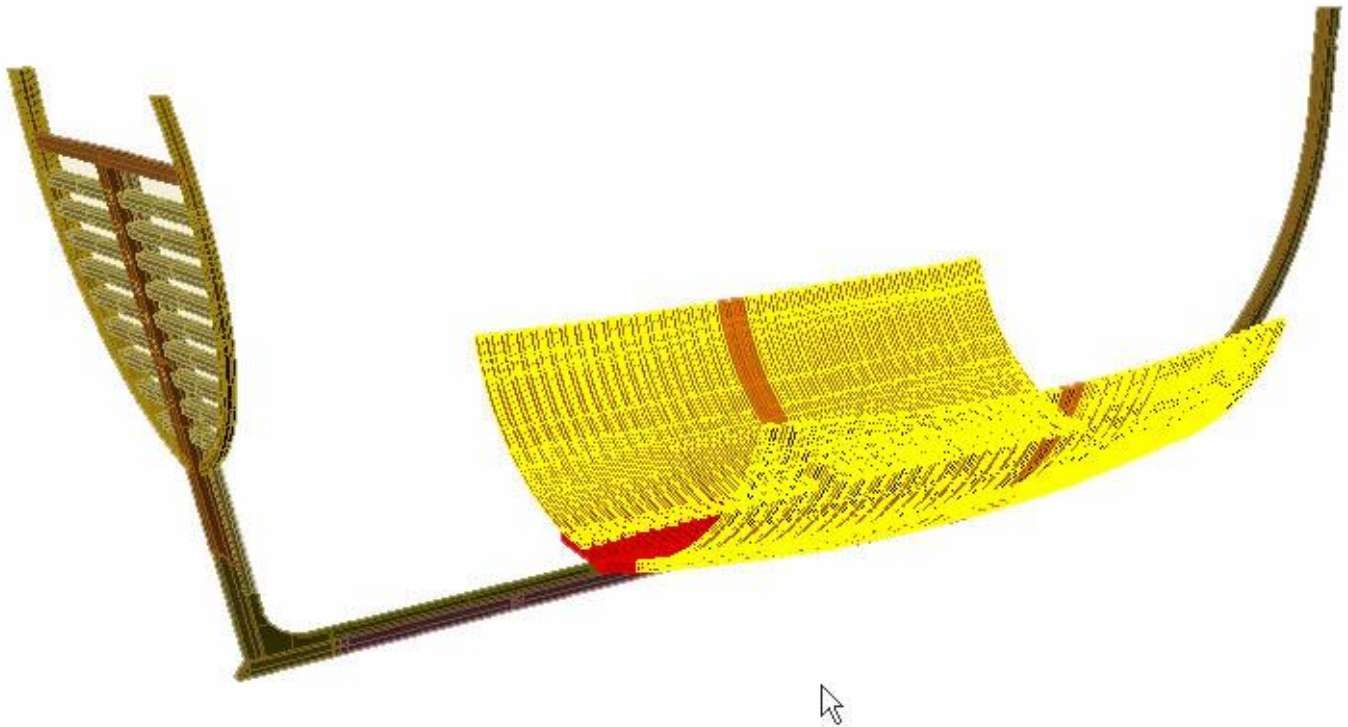
FR – Couple(s)/Membrure(s) de balancement

IT – Cavo de sesto (Venice), chodiera chorba, quartiere

UK – Tailframe(s), loof frames

NL –

## Pre-designed frames



PT – Cavernas de conta

SP – Madero(s) de cuenta

CT – Quaderne(s) de gàlib

FR – Couple(s)/Membrure(s) gabariée(s) or pre-déterminée(s)

IT –

UK – Pre-designed frames

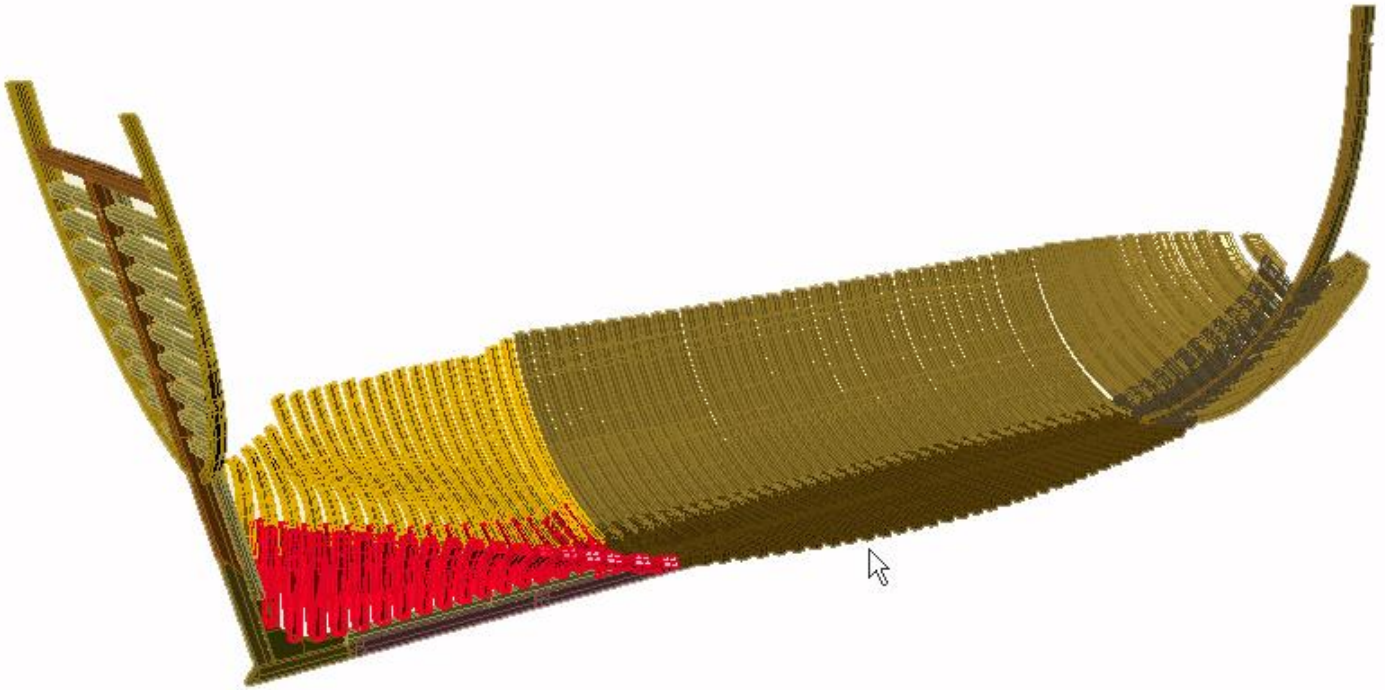
NL –

# Frames



- PT – Enchimento(s) da proa
- SP – Curvamentos de proa, pique(s)
- CT – Forcat(s), maltrobat(s)
- FR – Fourcat(s)
- IT – Forcacci
- UK – V-frame(s), crotche(s)
- NL –

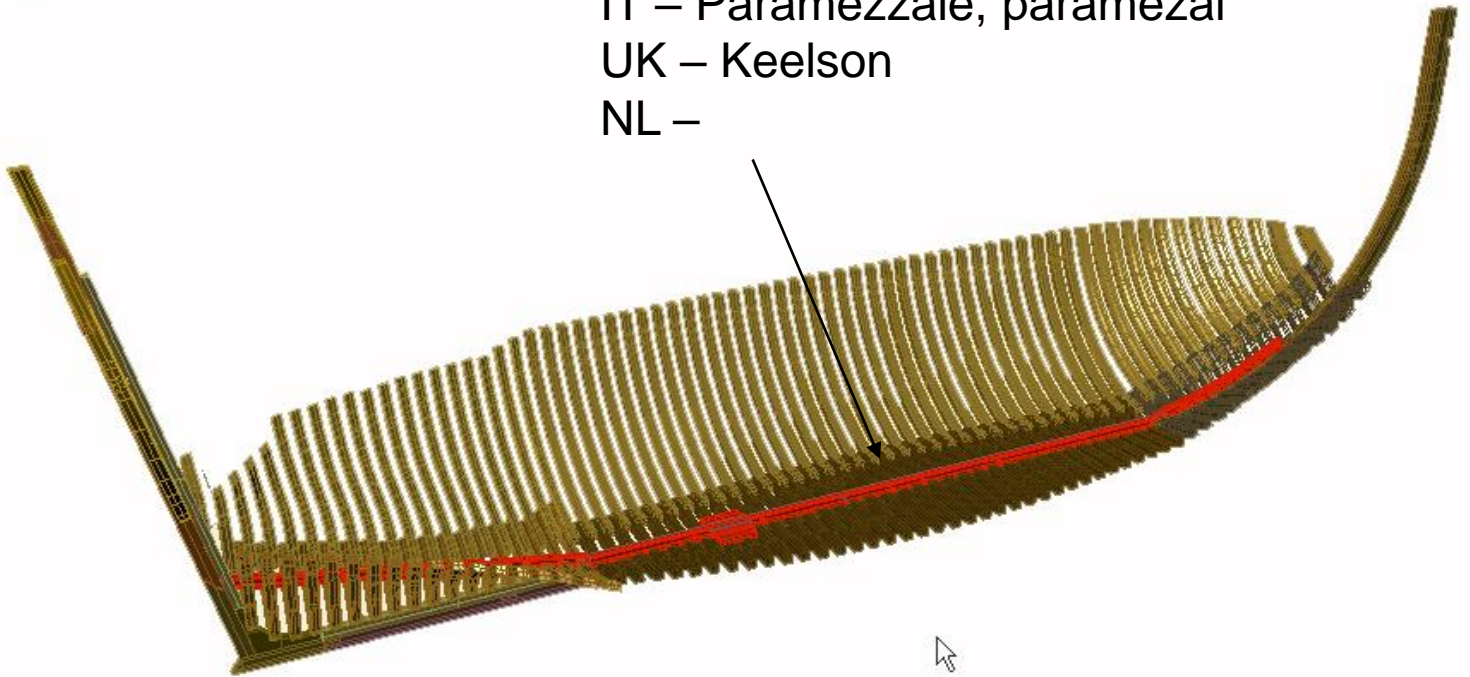
## Frames



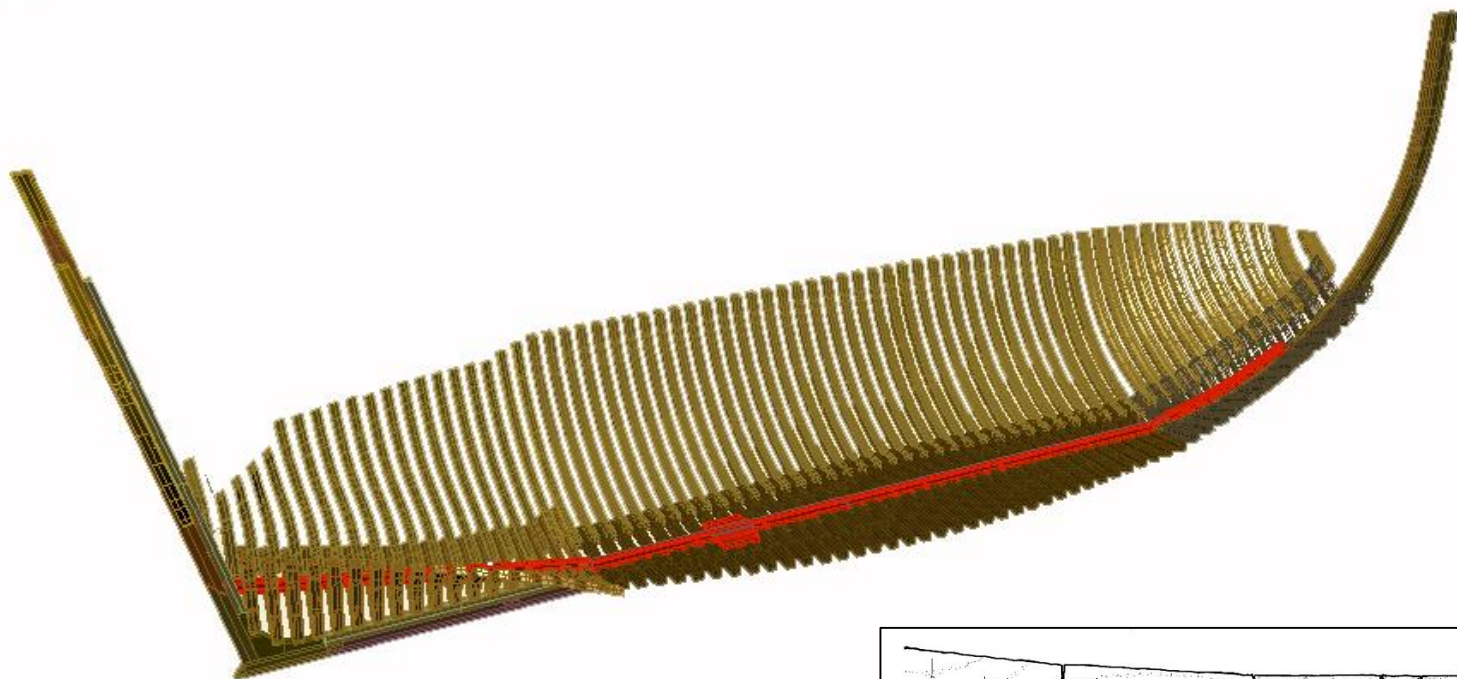
- PT – Enchimento(s) da popa, pica(s)
- SP – Curvamento(s) de popa, alabe(s),-pique(s)
- CT – Forcat(s) de popa
- FR – Fourcat(s) (*same as V-frames*)
- IT – Forcacci
- UK – Y-frame(s), crotche(s)
- NL –

## Keelson

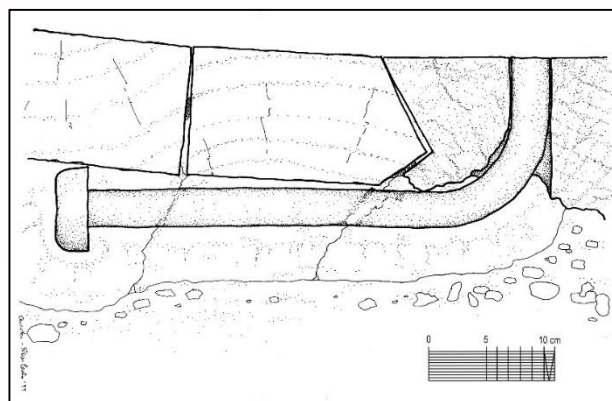
- PT – Sobrequilha
- SP – Sobrequilla
- CT – Paramitjal
- FR – Carlingue
- IT – Paramezzale, paramezal
- UK – Keelson
- NL –



## Bolts connecting keel & keelson



PT – Aldraba  
SP – Perno  
CT – Pern  
FR – Broche, boulon  
IT – Perno  
UK – Bolt  
NL –

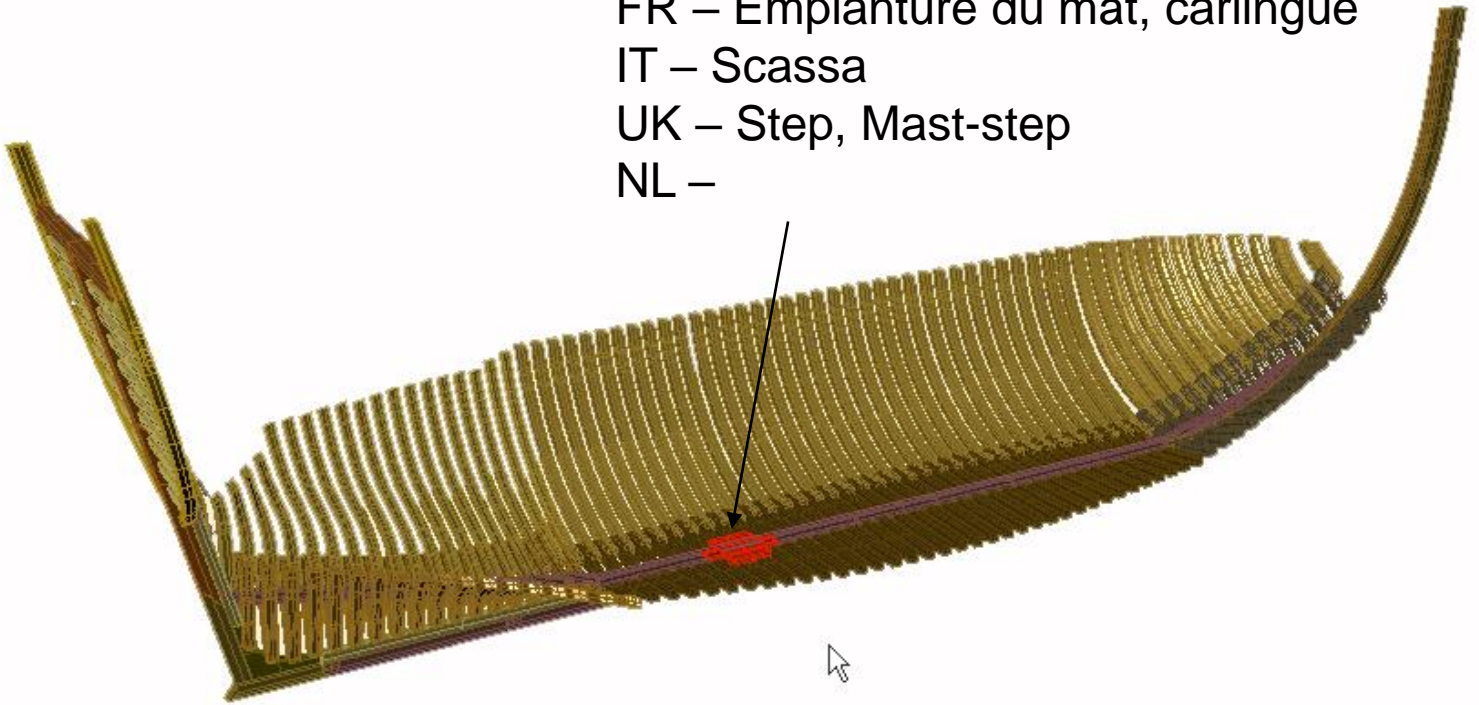


*Always inserted from underneath.  
The Pepper Wreck bolts were bent  
during the shipwreck process.*

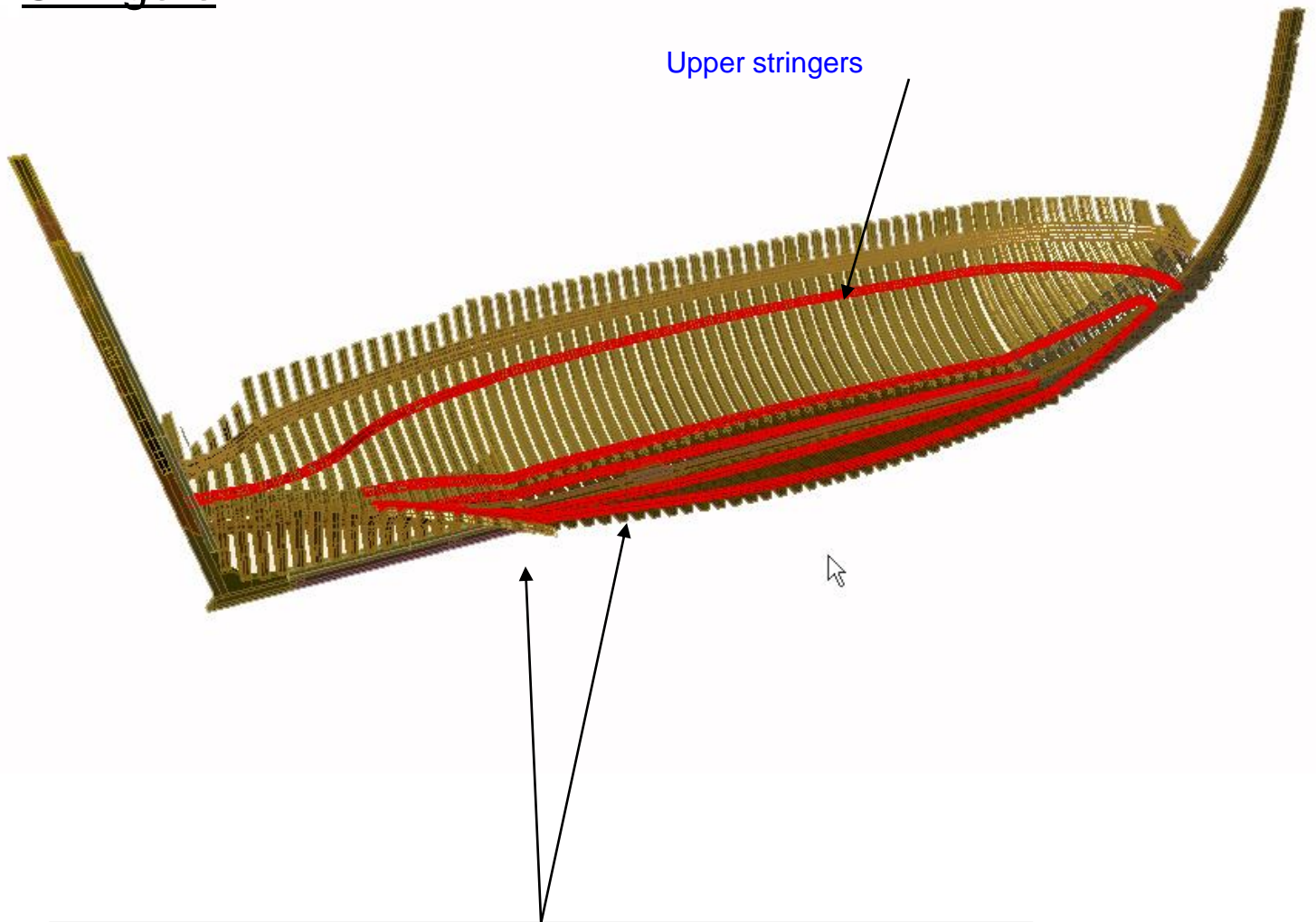


## Maststep

PT – Carlinga  
SP – Carlinga  
CT – Paramola  
FR – Emplanture du mât, carlingue  
IT – Scassa  
UK – Step, Mast-step  
NL –



# Stringers



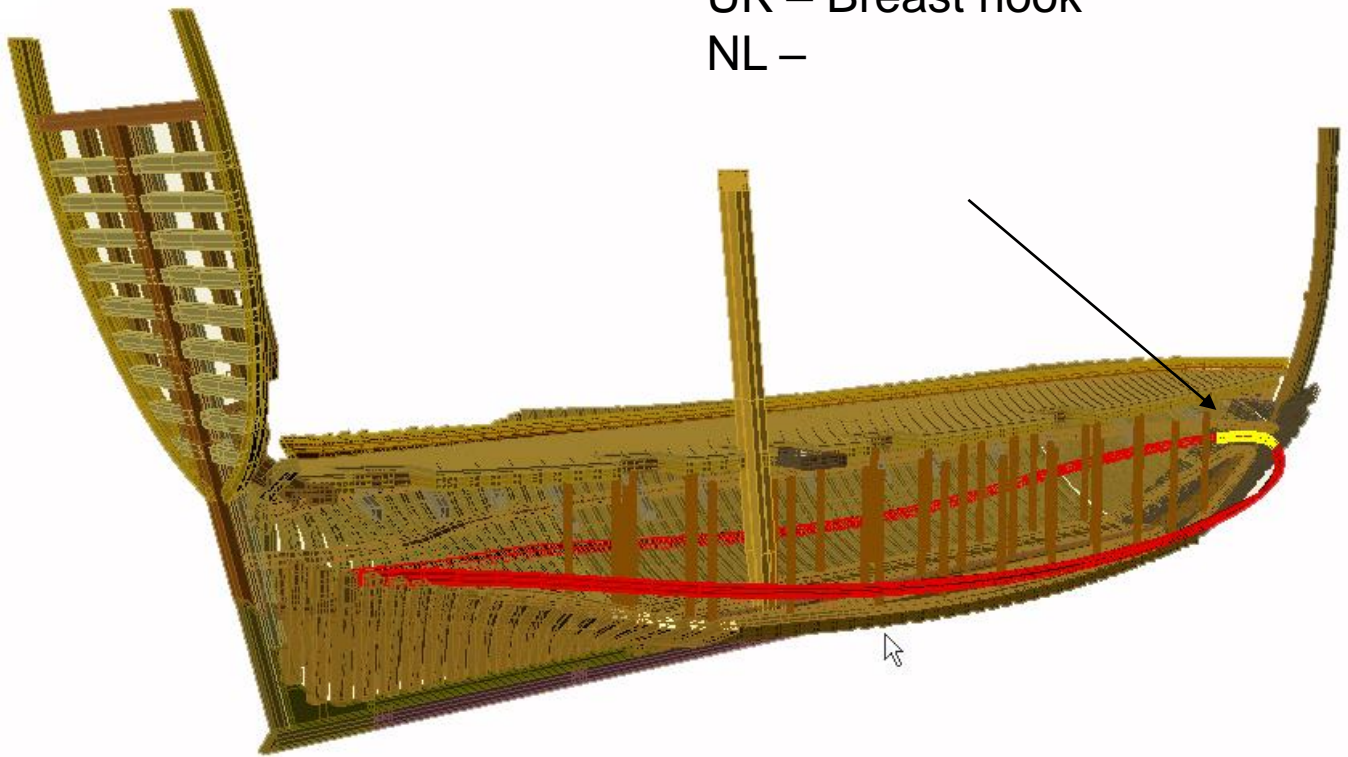
- PT – Escoa(s) do fundo
- SP – Palmejare(s) (Galicia: vagras)
- CT – Serra, sobre-escoa
- FR – **Lisse(s)**, vaigre(s) de fleur
- IT – Serrettone, paraschossola (Venice)
- UK – Bottom stringer(s), foot wale(s), thick stuff
- NL –

The stringers that run near the keel or over the connection floors/futtocks

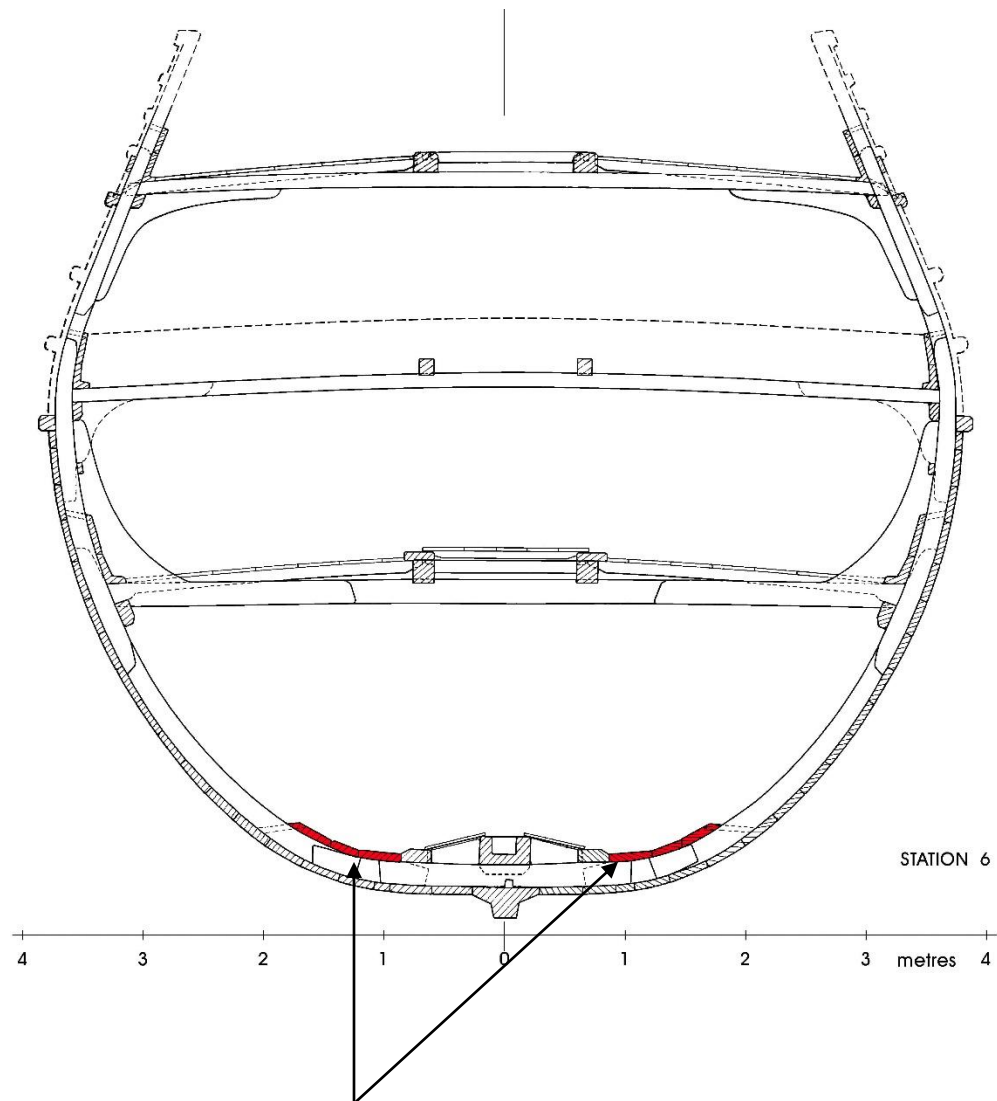
3D Model: Alex Hazlett

## Stringers and breast hook

PT – Bussarda  
SP – Busarda  
CT –  
FR – Guirlande(s)  
IT – Ghirlande di proa  
UK – Breast hook  
NL –

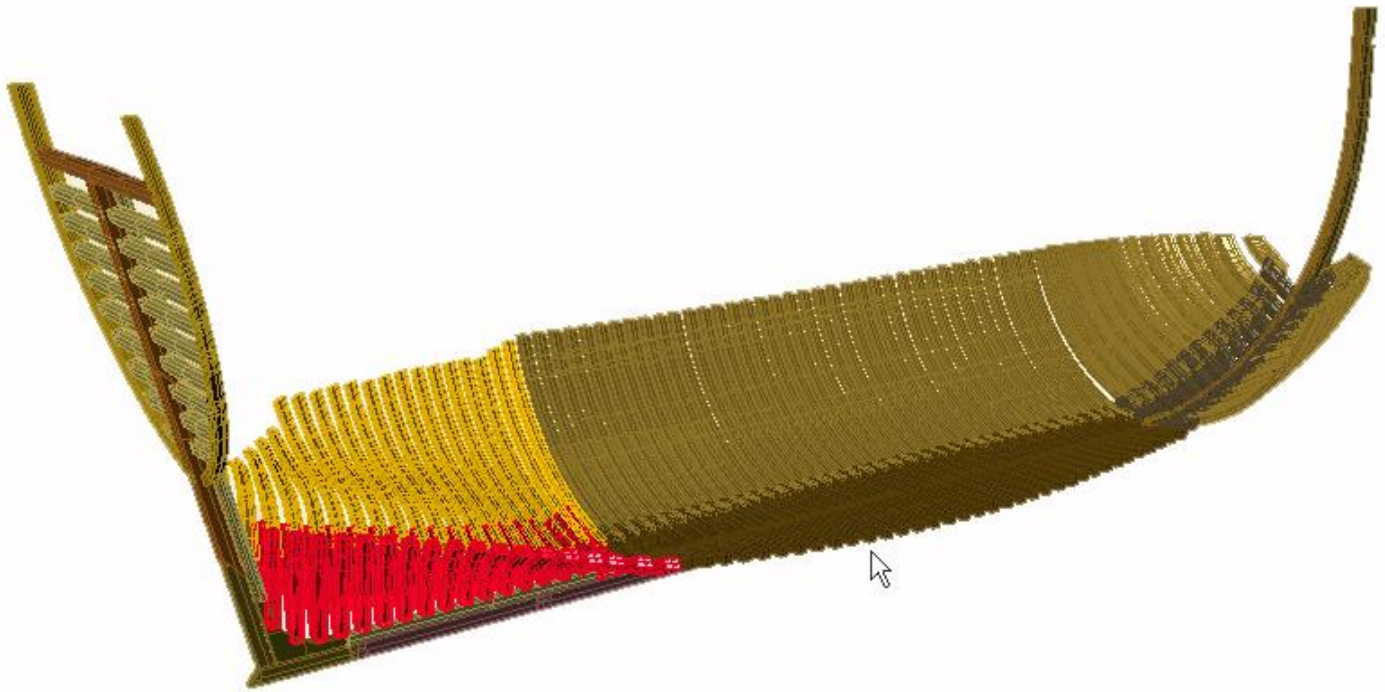


## Ceiling



PT – Forro interior  
SP – forro Interior, tabla(s) del forro interno  
CT – Serreta, pla del pallol  
FR – Vaigre  
IT – Serrette, paramezzale dele scose  
UK – Ceiling planking  
NL –

## Orlop deck



*Portuguese and Spanish ships had a lower deck, over the ballast, without planking over the beams.*


PT –  
SP – Baos vacios  
Sollado  
CT – Falsa corberta  
FR – Faux pont  
IT – Falso ponte  
UK – Orlop deck  
NL –



Beam without planking nail holes found on the Cais do Sodré shipwreck.

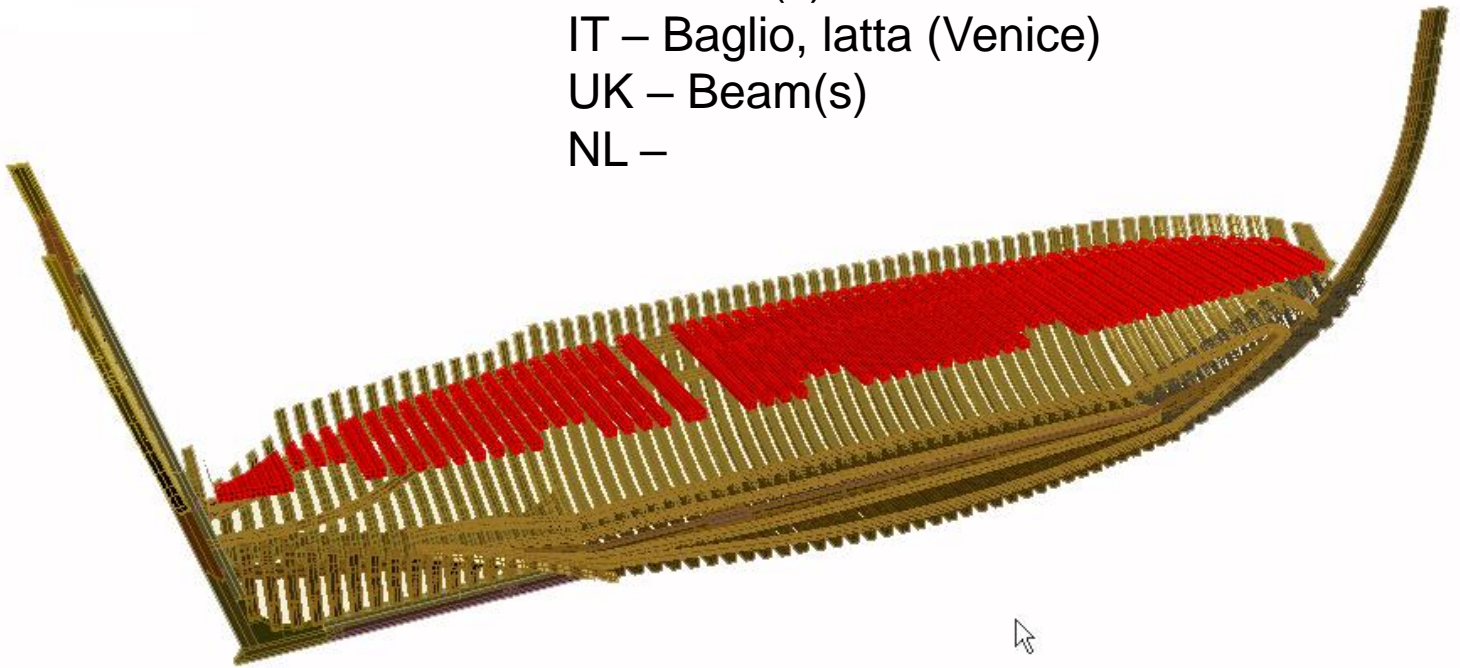
# Clamps

- PT – Dormente / Contradormente
- SP – Durmiente
- CT – Contubal
- FR – Serre bauquière
- IT – Corrente, Dormente
- UK – Clamp
- NL –



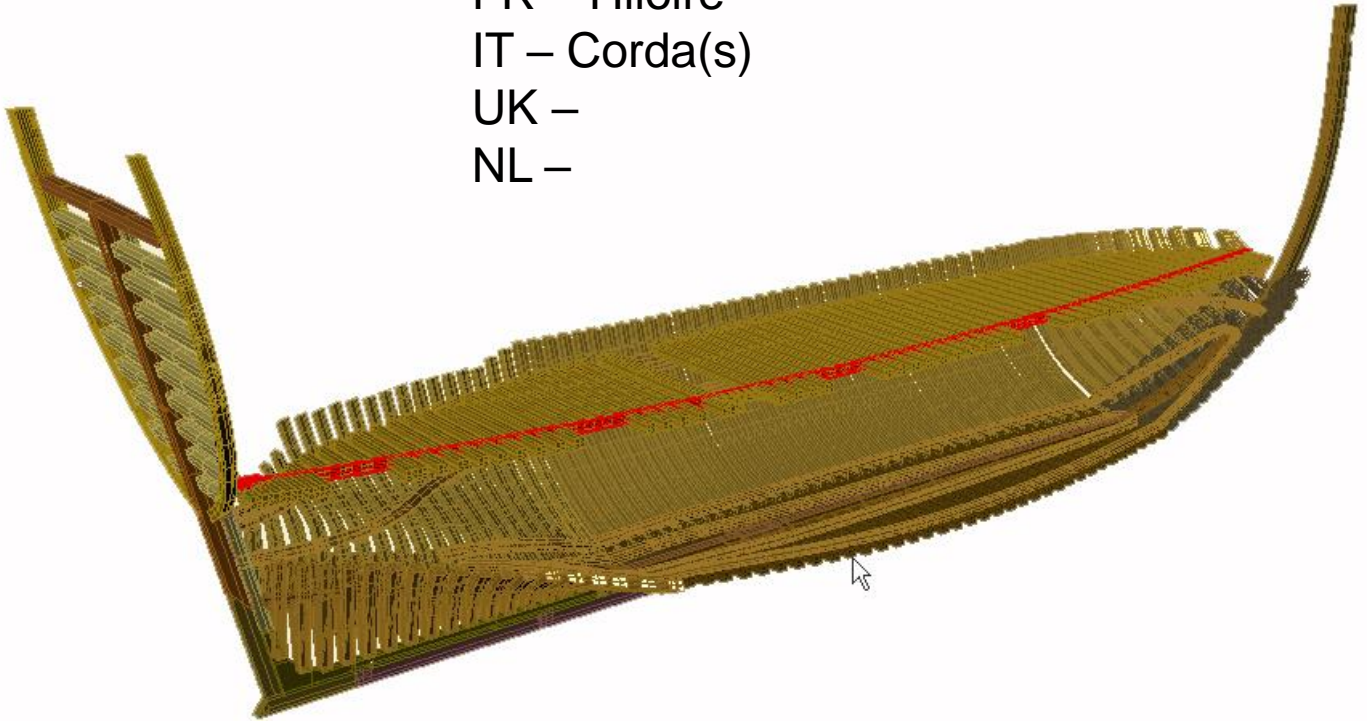
## Deck beams

PT – Vaus, lata(s)  
SP – Bao(s), lata(s)  
CT – Llata, bau  
FR – Bau(x)  
IT – Baglio, latta (Venice)  
UK – Beam(s)  
NL –



# Carlings

- PT – Corda(s)
- SP – Cuerda(s)
- CT – Trencanell
- FR – Hiloire
- IT – Corda(s)
- UK –
- NL –





## Stanchions

PT – Pés de carneiro

SP – Puntales

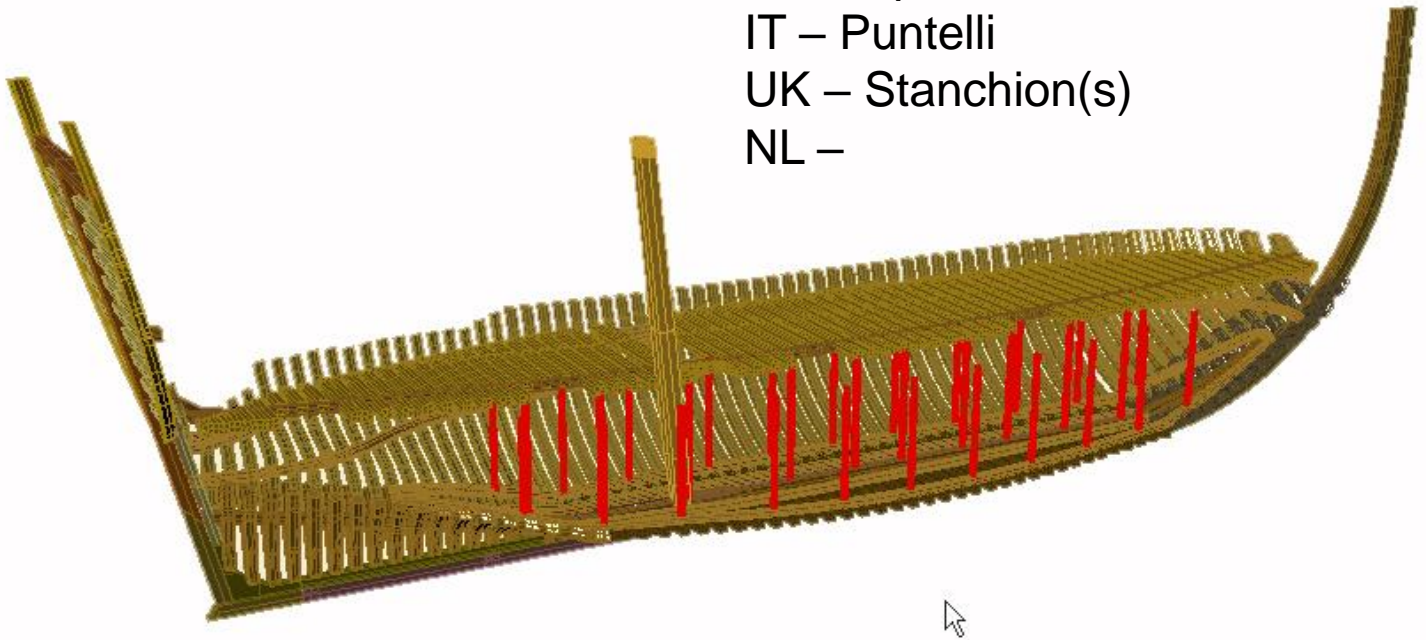
CT – Puntal

FR – Epontilles


IT – Puntelli

UK – Stanchion(s)

NL –



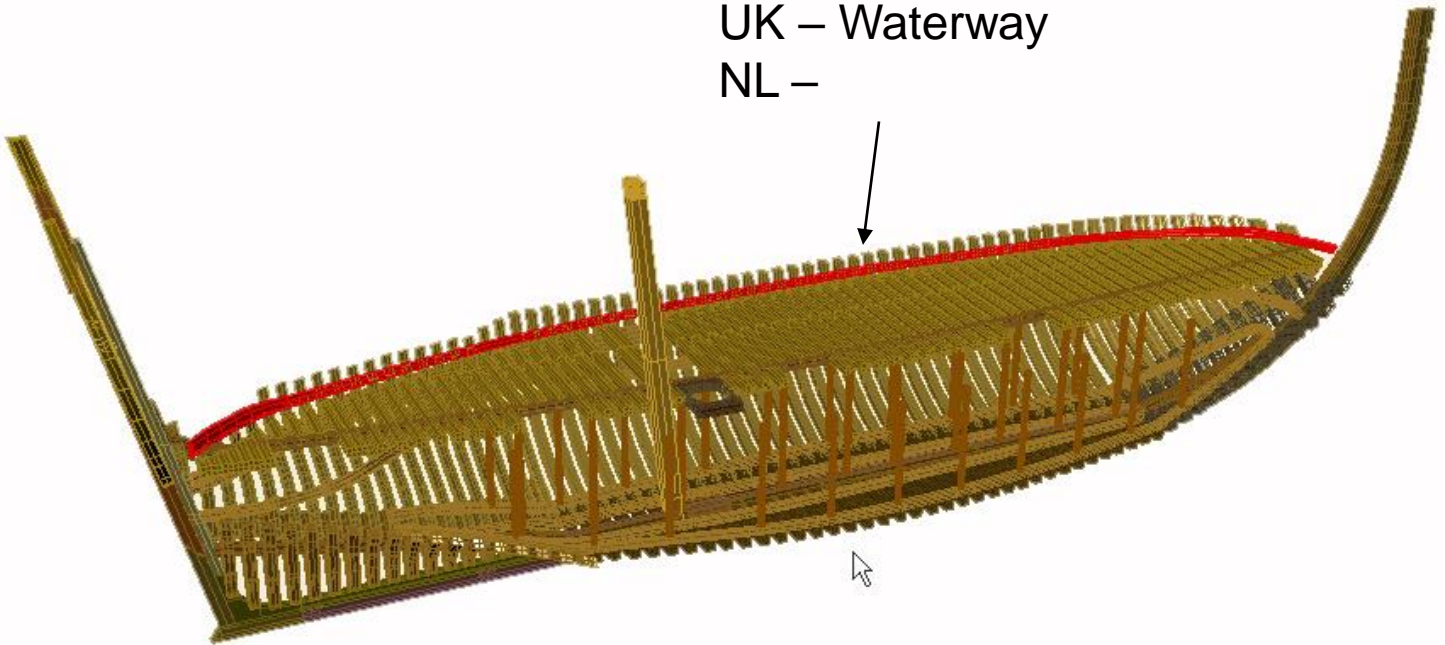
## Mast partners




PT – Paixões dos tamboretos  
SP –  
CT – Tamboret  
FR – Étambrai  
IT – Mastra  
UK – Mast partners  
NL –

# Waterways

- PT – Trincaniz
- SP – Trancanil
- CT – Trencanell
- FR – Gouttière
- IT – Trancanilo
- UK – Waterway
- NL –



# Spirketing



- PT – Couceira
- SP – Cosedera, contratrancañil
- CT – Cova, corbató
- FR – Virure
- IT –
- UK – Spirketing
- NL –

3D Model: Alex Hazlett

## Deck knees

PT – Curvas de convés

SP – curva(s) de bao


CT –

FR – Courbe de pont

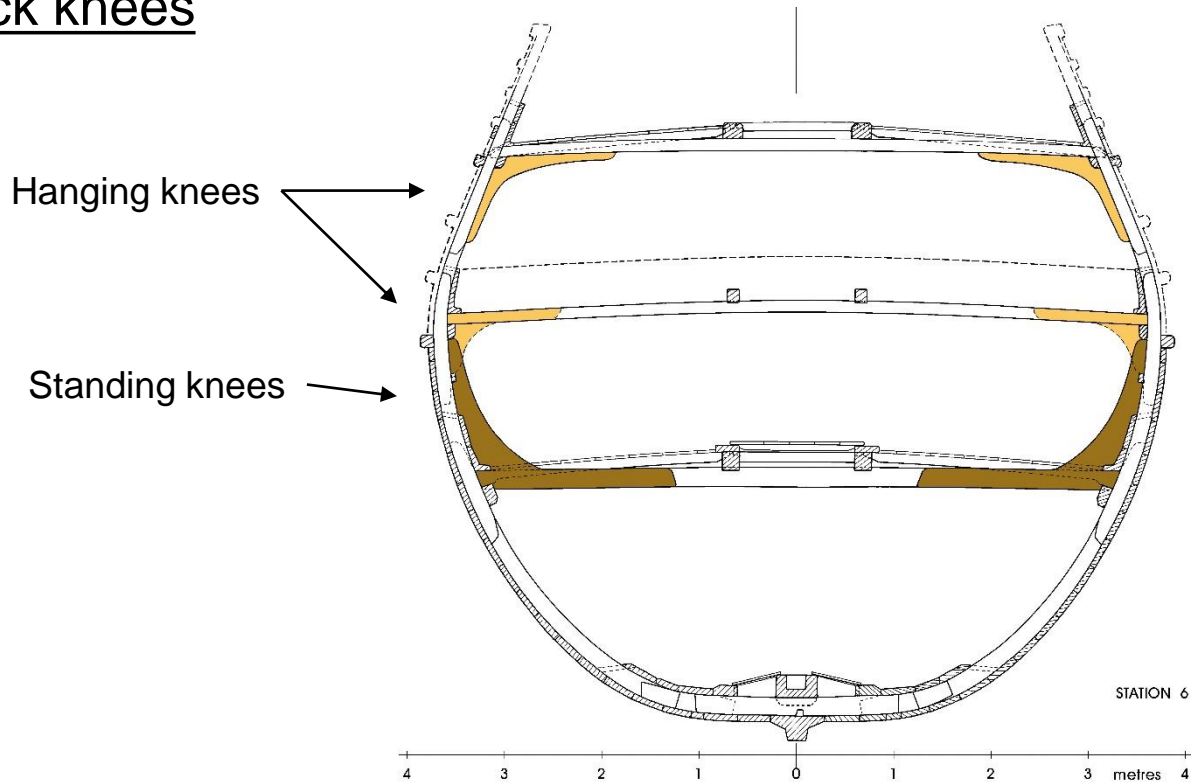
IT – Braeciulo(s), curva(s)

UK – Deck knees

NL –



## Deck knees



PT – Curva(s) de revés (hanging), curva(s) de convés (standing), curva(s) de abertona (lodging)

SP – Curva(s) de peralto (hanging), curva(s) llaves (standing), curva(s) valonas (lodging)

CT –

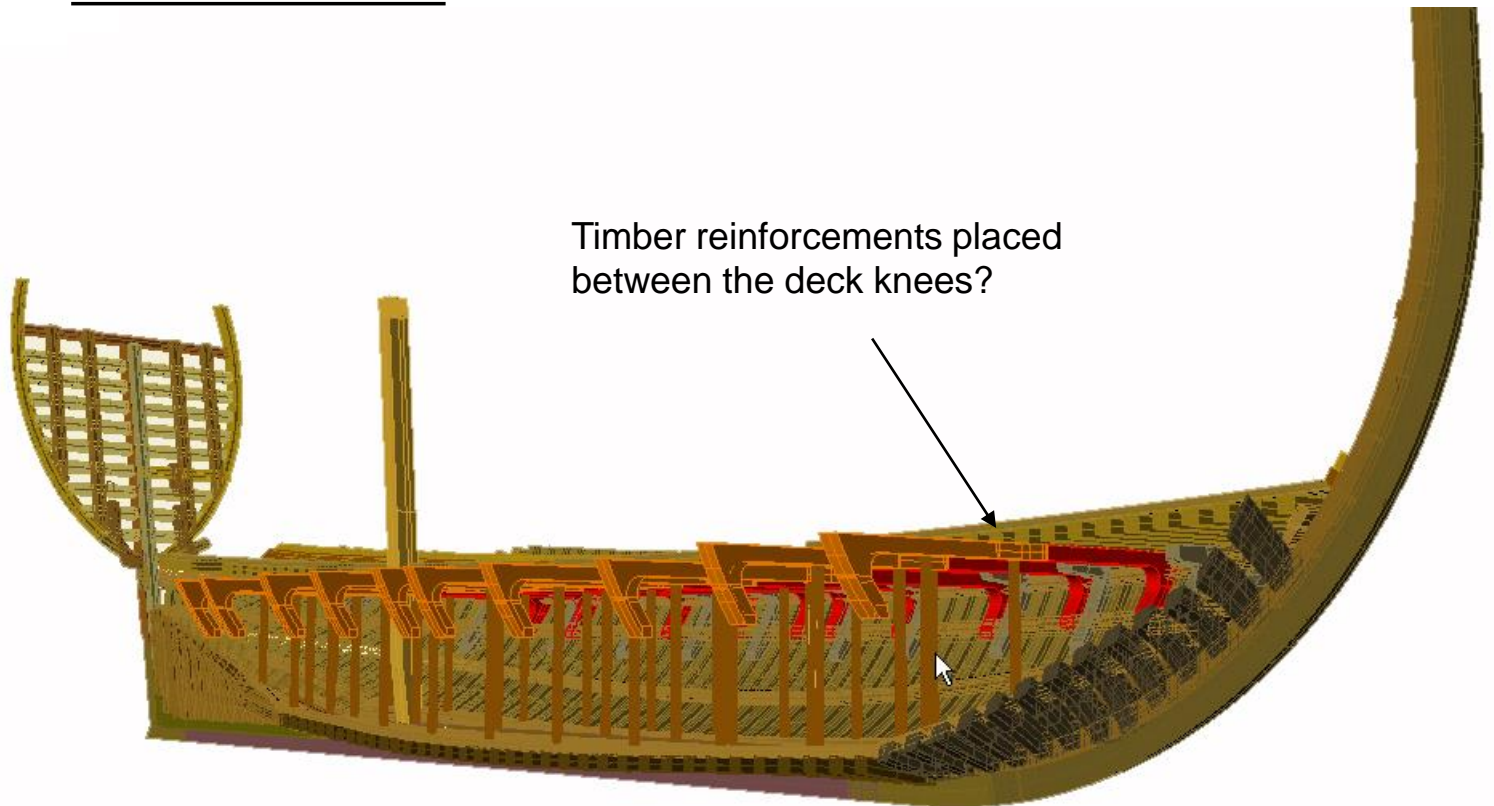
FR – Courbe(s) vertical(s) (hanging), courbe(s) horizontale(s) (lodging)

IT –

UK – Hanging knee(s), standing knee(s), lodging knee(s)

NL –

## Reinforcements



*This word appears also in Lavanha, where it appears to designate timbers inserted between the floor timbers, making a solid bottom.*

PT – Entremichas, antremichas?

SP – Macizo(s)

CT –

FR –

IT –

UK –

NL –

## Reinforcements

*In the Livro náutico contract the carlings are attached to the stern panel with knees. In the San Juan (1565) these knees attach the stringers to the stern panel instead.*



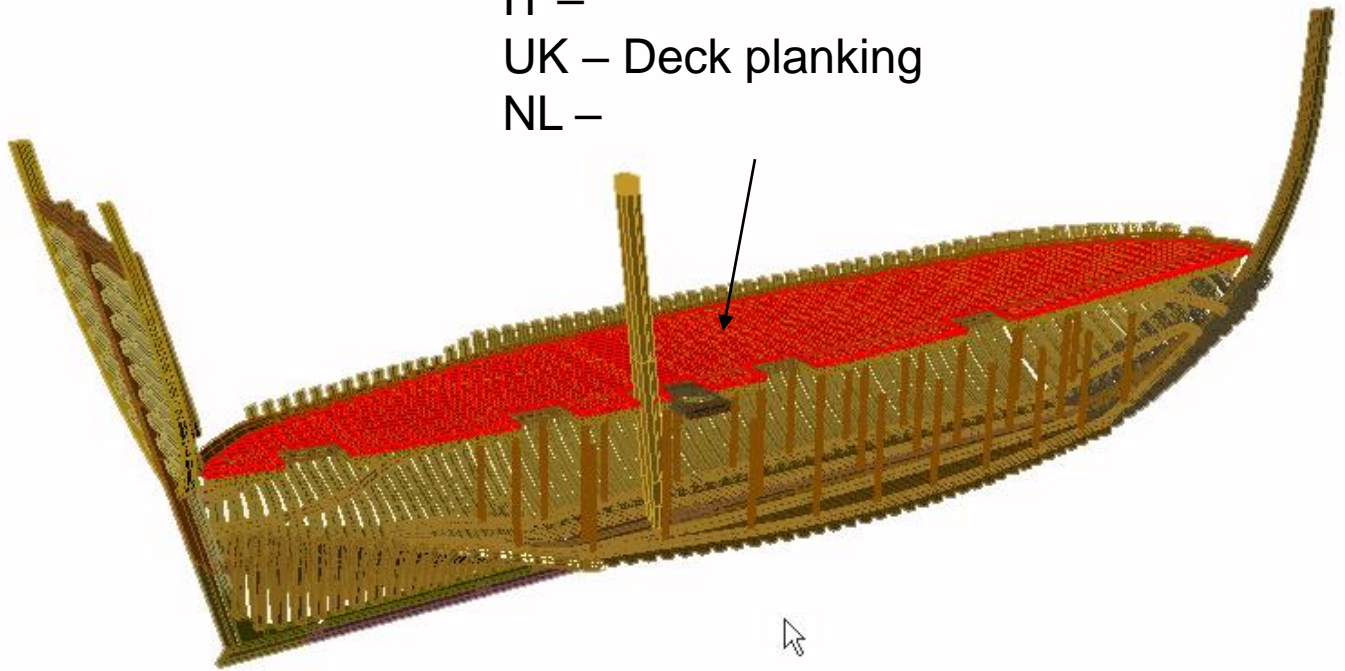
PT – Curva(s)  
SP – Curva(s) de yugo  
CT –  
FR – Courbe(s) d'écusson  
IT –  
UK –  
NL –

3D Model: Alex Hazlett



## Deck planking

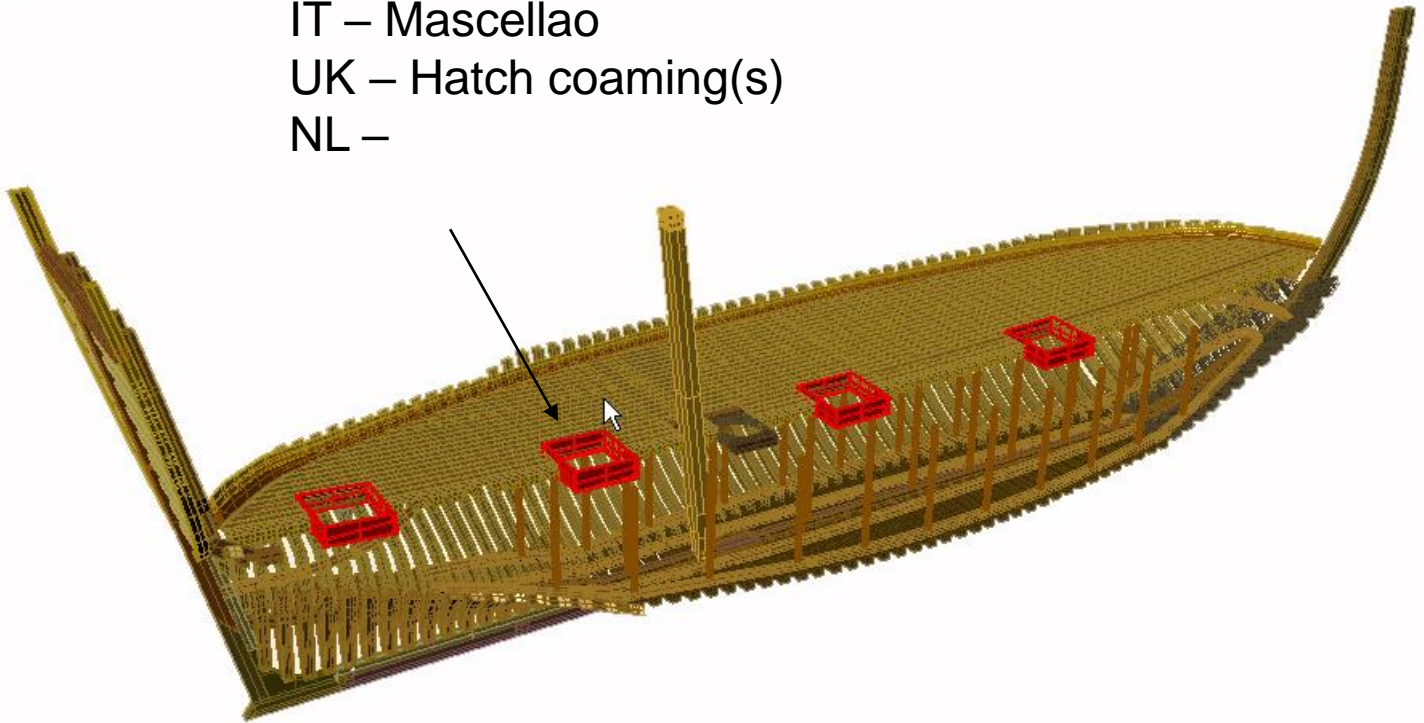
PT – Tabuado do convés  
SP – Tablazón de cubierta  
CT – Taules de corberta  
FR – Plancher de pont  
IT –  
UK – Deck planking  
NL –



3D Model: Alex Hazlett

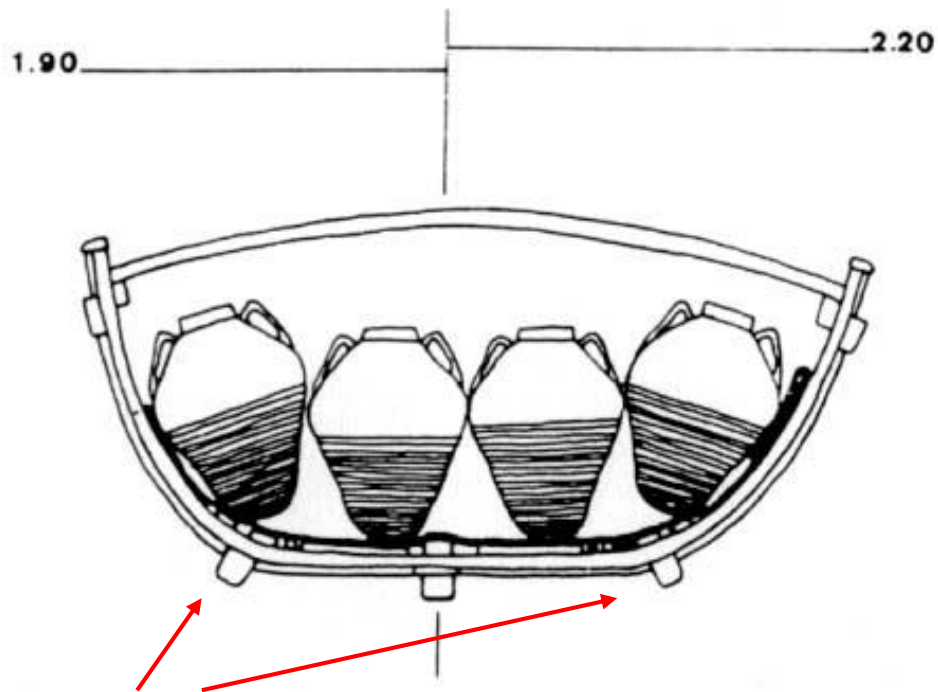
## Hatch coamings

PT – Madres das escotinha(s)  
SP – Brazolas de la escotilla(s)  
CT –  
FR – Bordure d'écouille(s)  
IT – Mascellao  
UK – Hatch coaming(s)  
NL –



3D Model: Alex Hazlett

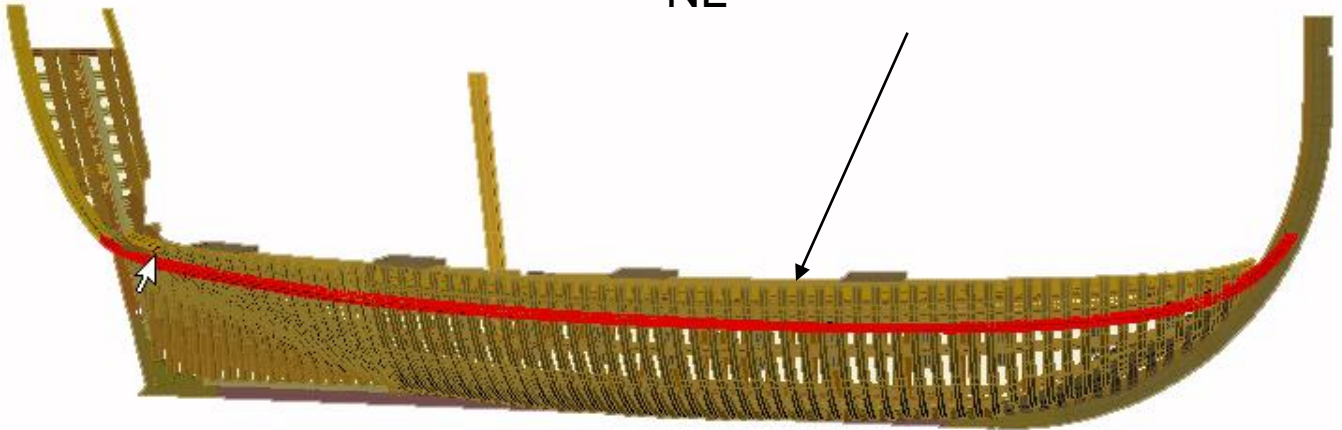
## Side keel




- PT – Robalete(s)
- SP – Carenote(s)
- CT – Escua, escoa
- FR – Quille(s) d'échouage
- IT – Scose
- UK – Side keel(s)
- NL –

## Lower wale

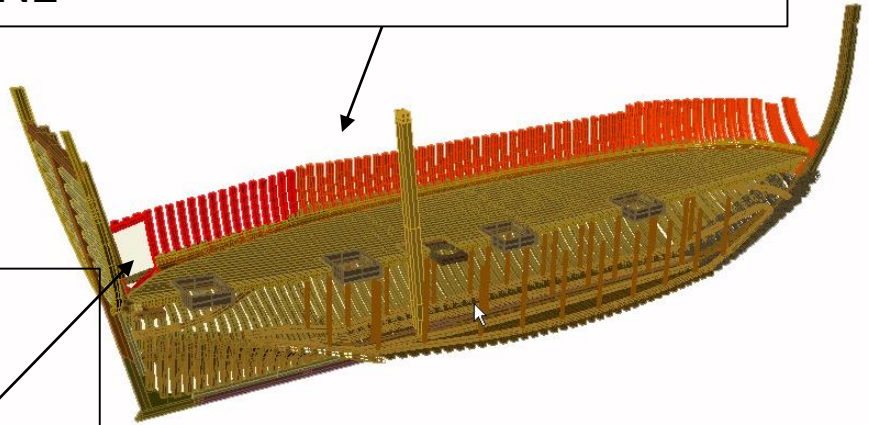
PT – Primeira cinta  
SP – Primera cinta  
CT – Primera cinta  
FR – Préceinte basse  
IT –  
UK – Lower wale  
NL –



## Second deck




PT – Segunda aposturagem  
 SP – Primera ligazón  
 CT –  
 FR – Première allonge  
 IT –  
 UK – Second futtocks  
 NL –



PT – Sisbordo, seisbordo  
 SP –  
 CT –  
 FR – Ouverture d'écouille arrière  
 IT –  
 UK – Lateral hatch  
 NL –

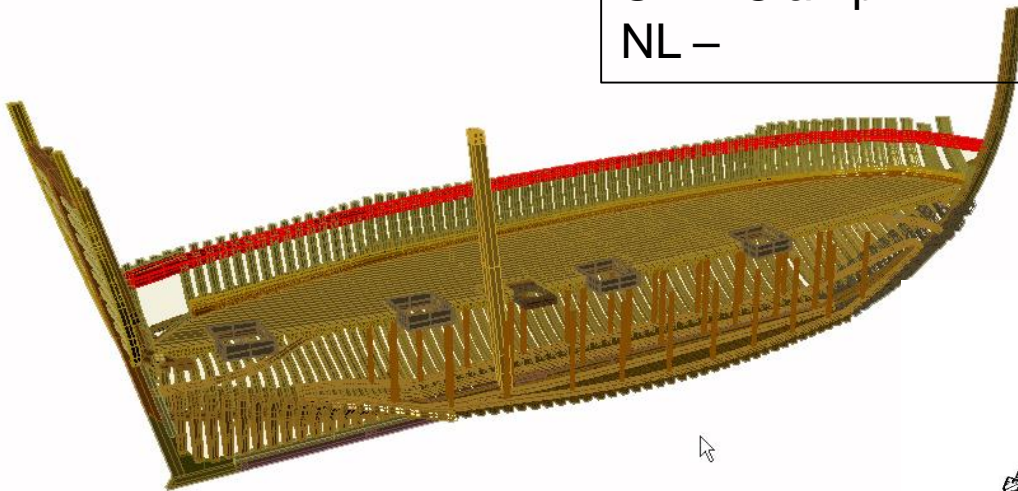
PT – Mesa do sisbordo  
 SP –  
 CT –  
 FR – Barre d'écouille  
 IT –  
 HR –  
 UK – Lateral hatch reinforcement  
 NL –



3D Model: Alex Hazlett

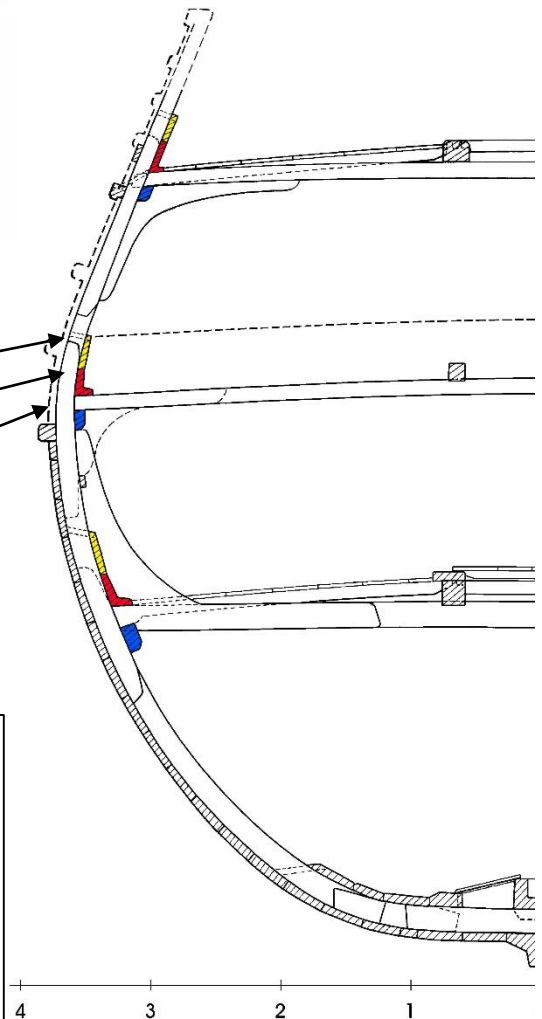
Second deck

- PT – Dormente (e contradormente)
- SP – Durmiente
- CT –
- FR – Serre bouquiere
- IT – Dormente
- UK – Clamp
- NL –



- PT – Couceira
- SP – Contratrancanil
- CT –
- FR – Virure
- IT –
- UK – Spirketing
- NL –

Spirketing  
Waterway  
Clamp




- PT – Trincaniz
- SP – Trancanil
- CT – Trencanell
- FR – Gouttière
- IT – Trancanilo
- HR –
- UK – Waterway
- NL –

3D Model: Alex Hazlett

## Second deck

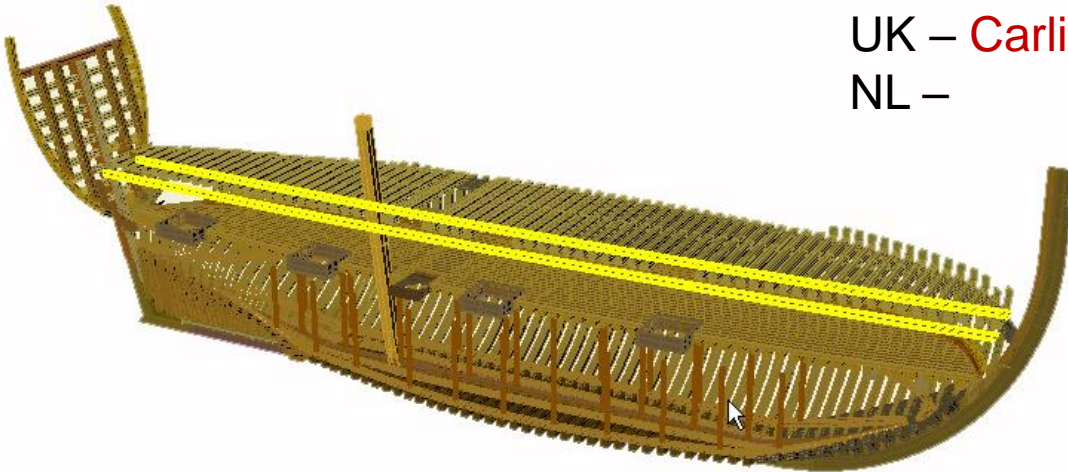
PT – Vaus  
SP – Baos  
CT – Llata, bau  
FR – Bau  
IT – Baglo(gli)  
UK – Deck beams  
NL –




*In several texts deck beams are doubled and sometimes quadrupled near hatches of mast openings.*

## Carlings of the second deck

PT – Cordas  
SP – Cuerda(s)  
CT – Corda, serreta, cadena  
FR – Traversin  
IT – Corda(s)  
HR –  
UK – **Carlings**  
NL –



PT – Curvas de revés  
SP – Curva(s) llaves  
CT – Corba  
FR – Courbe(s)  
IT –  
HR –  
UK – Standing knee(s)  
NL –

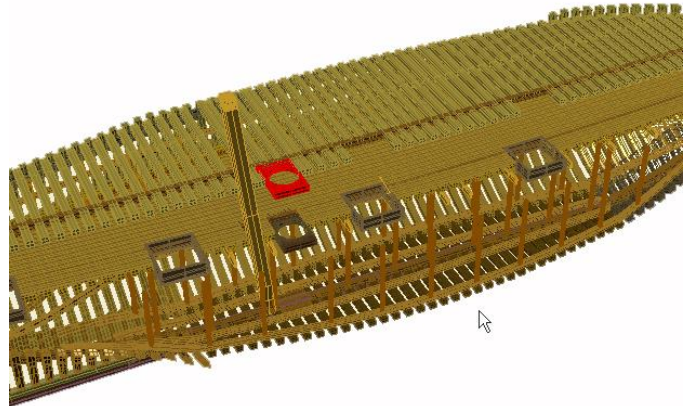


3D Model: Alex Hazlett




## Second deck

PT – Paixões dos tamboretos  
SP – -  
CT – Tamboret  
FR – Étambrai  
IT –  
UK – Mast partner  
NL –




PT – Tabuado da segunda coberta  
SP – Tablazon de la segunda cubierta  
CT – Taules, taulam de la segona coberta  
FR – Plancher du second pont  
IT –  
UK – Second deck planking  
NL –



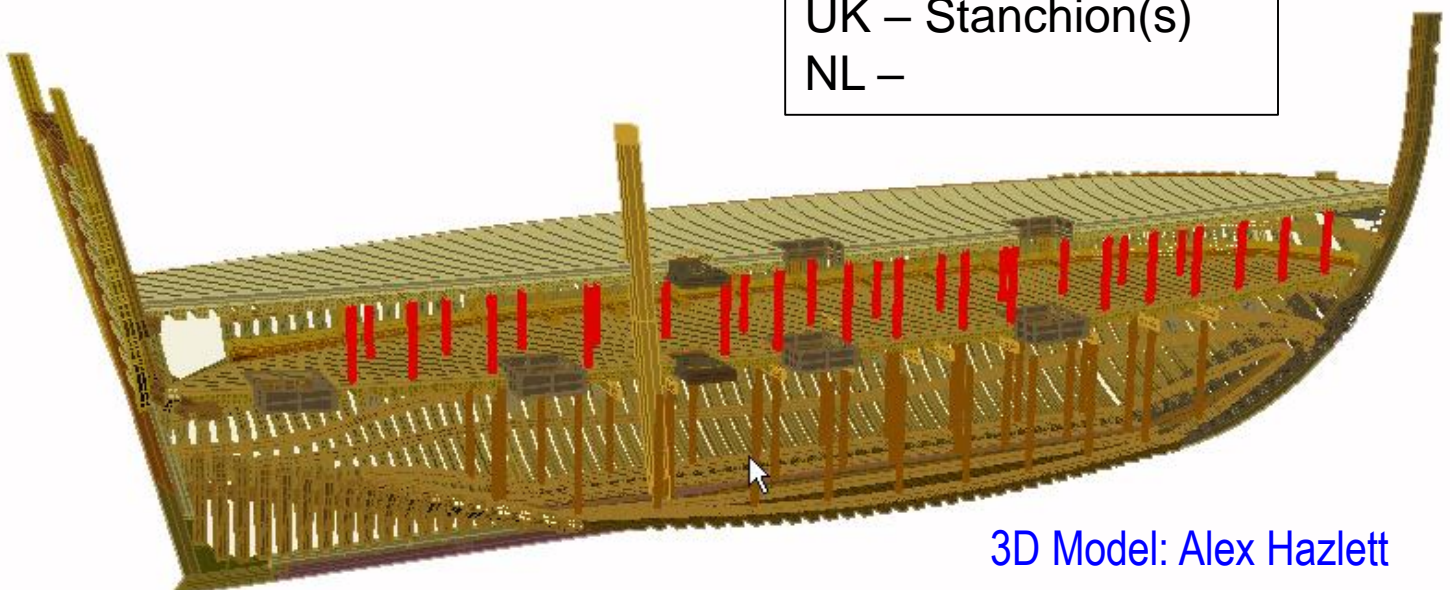
3D Model: Alex Hazlett

## Second deck




PT – Curva(s) de convés  
SP – Curva(s) de peralto  
CT – Corba, corbató  
FR – Courbe(s) de pont  
IT –  
UK – Deck knee(s)  
NL –

PT – Pés de carneiro  
SP – Puntales  
CT – Puntal  
FR – Épontilles  
IT – Puntelli  
HR –  
UK – Stanchion(s)  
NL –



3D Model: Alex Hazlett

## Fore mast step

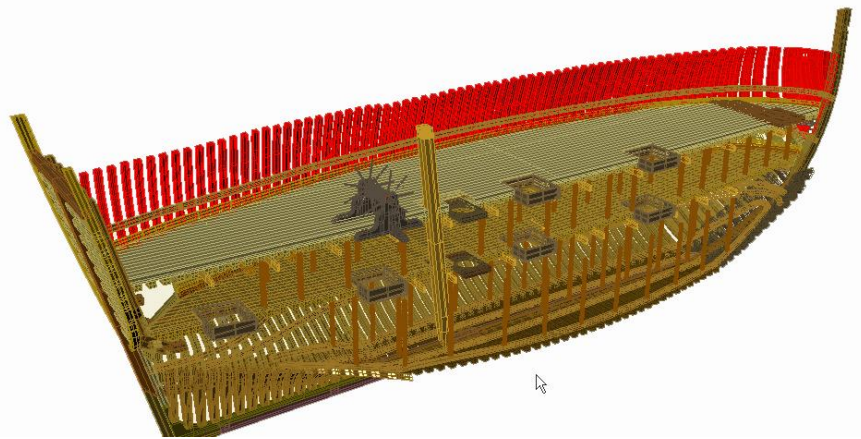


Fore maststep. *San Juan, 1565.*

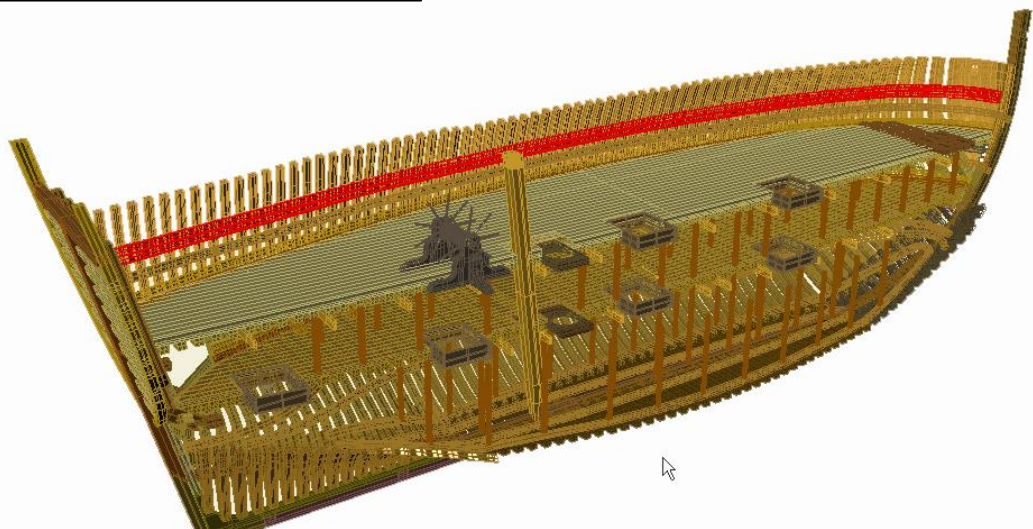


- PT – Carlinga e cunhos
- SP – Carlinga (del trinquete, o del bauprés)
- CT – Paramola de l'arbre de trinquet
- FR – Emplature du mât de misaine
- IT – Scassa del albero
- UK –
- NL –

## Third deck



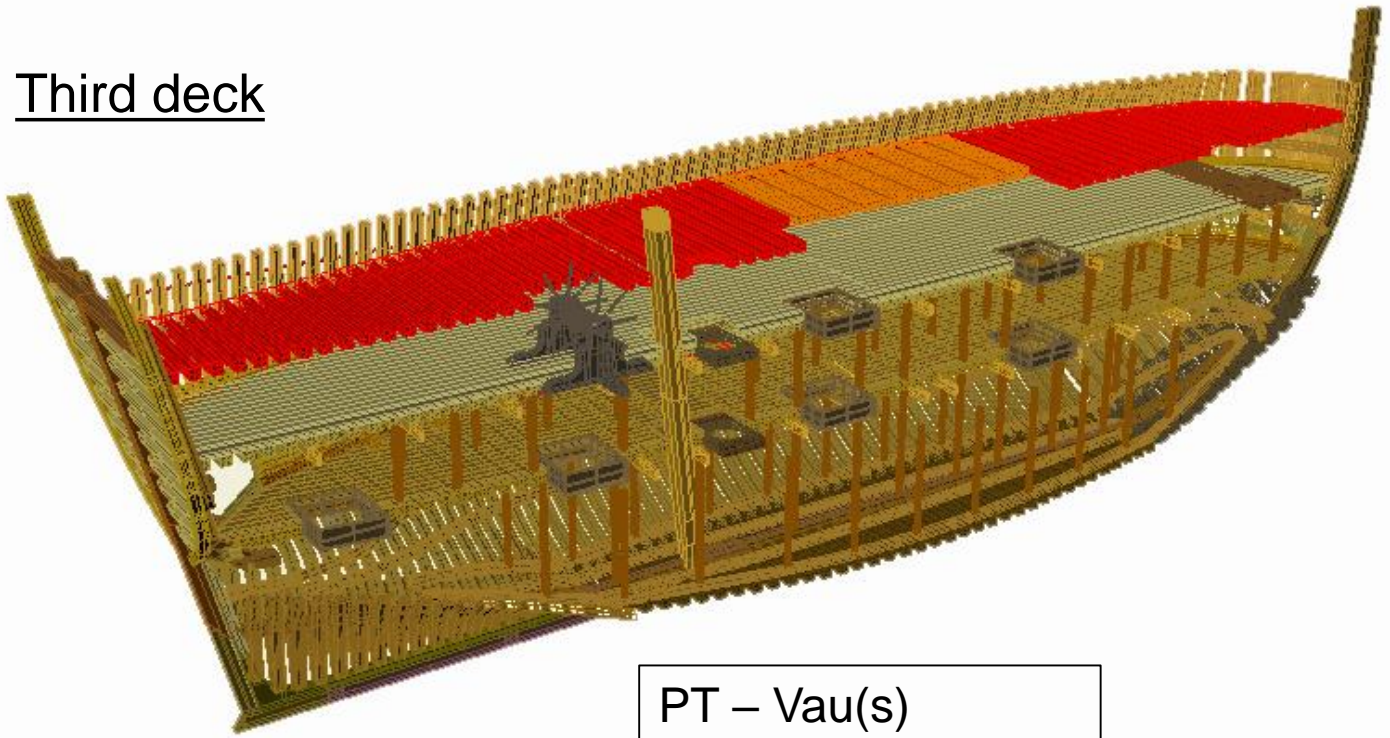
PT – Terceira aposturagem  
SP – Segunda ligazón  
CT –  
FR – Seconde allonge  
IT –  
UK – Third futtocks  
NL –



PT – Dormente (e contradormente)  
SP – Durmiente  
CT –  
FR – Serre-bauquière  
IT – Dormente  
UK – Clamp  
NL –

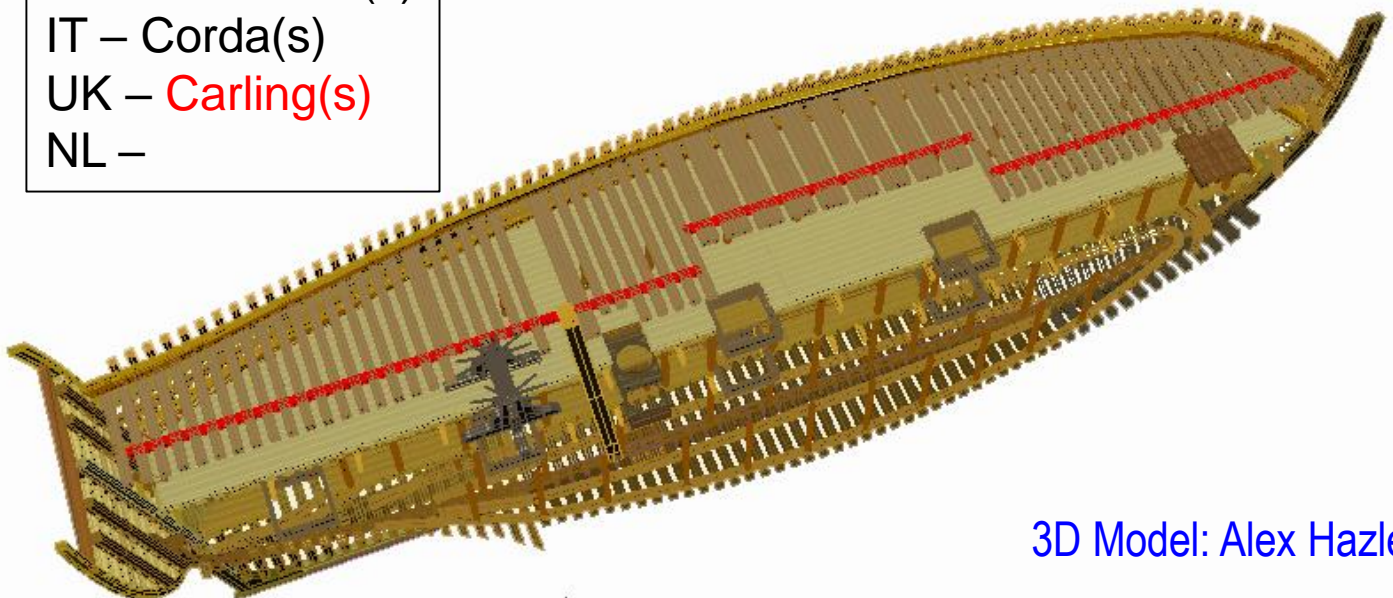
3D Model: Alex Hazlett

## Third deck



PT – Vau(s)  
SP – Bao(s)  
CT –  
FR – Bau(x)  
IT – Baglo(gli)  
UK – Deck beam(s)  
NL –

PT – Corda(s)  
SP – Cuerda(s)  
CT –  
FR – Traversin(s)  
IT – Corda(s)  
UK – Carling(s)  
NL –



3D Model: Alex Hazlett

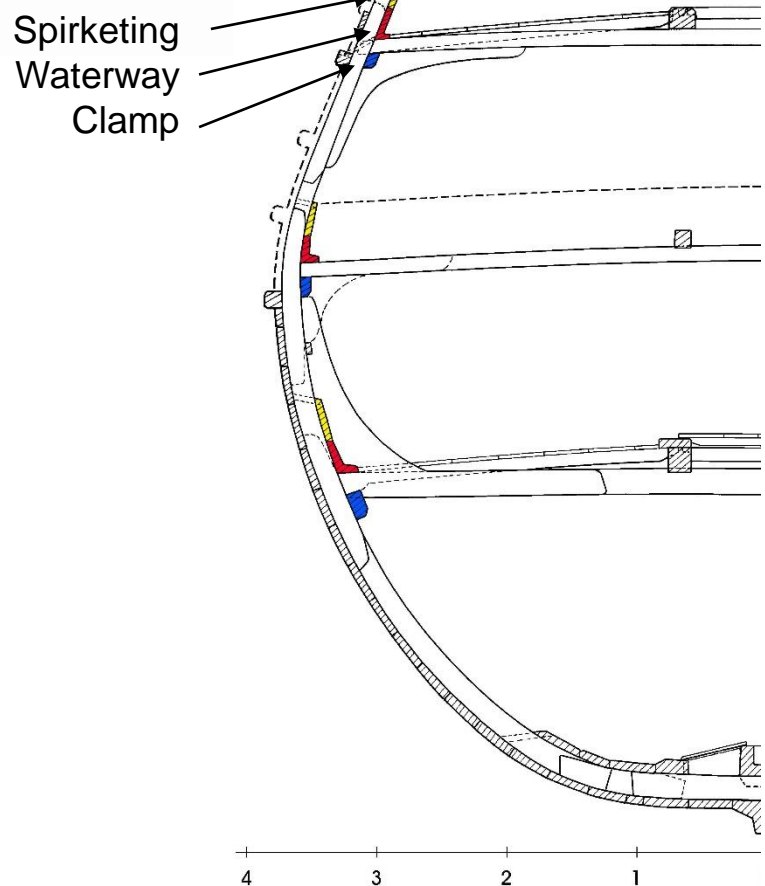
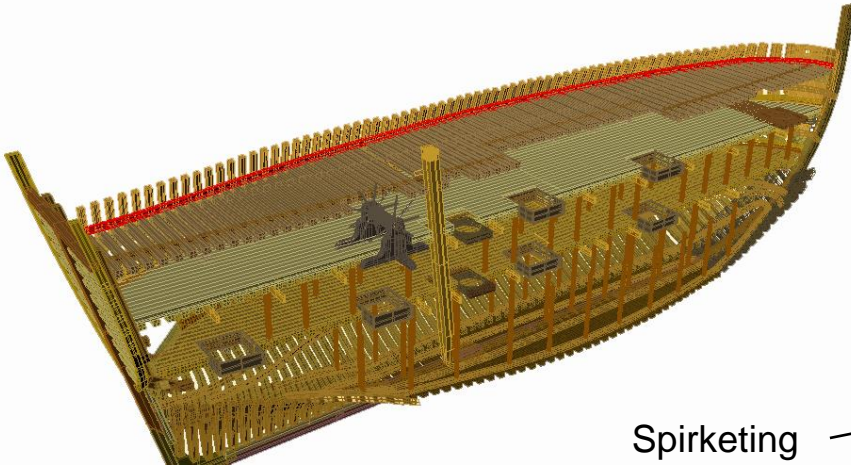
## Third deck



PT – Curvas  
SP – Curva(s) llaves  
CT –  
FR – Courbe(s) de pont  
IT –  
UK – Standing knee(s)  
NL –

## Third deck

PT – Dormente (e contradormente)  
 SP – Durmiente  
 CT –  
 FR – Serre-bauquiere  
 IT – Dormente  
 UK – Clamp  
 NL –

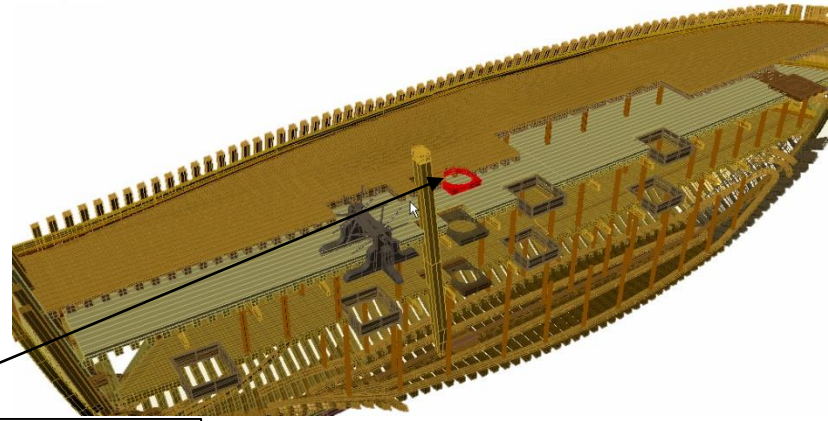


PT – Couceira  
 SP – Contratrancanil  
 CT –  
 FR – Virure  
 IT –  
 UK – Spirketing  
 NL –

PT – Trincaniz  
 SP – Trancanil  
 CT –  
 FR – Gouttière  
 IT – Trancanilo  
 UK – Waterway  
 NL –

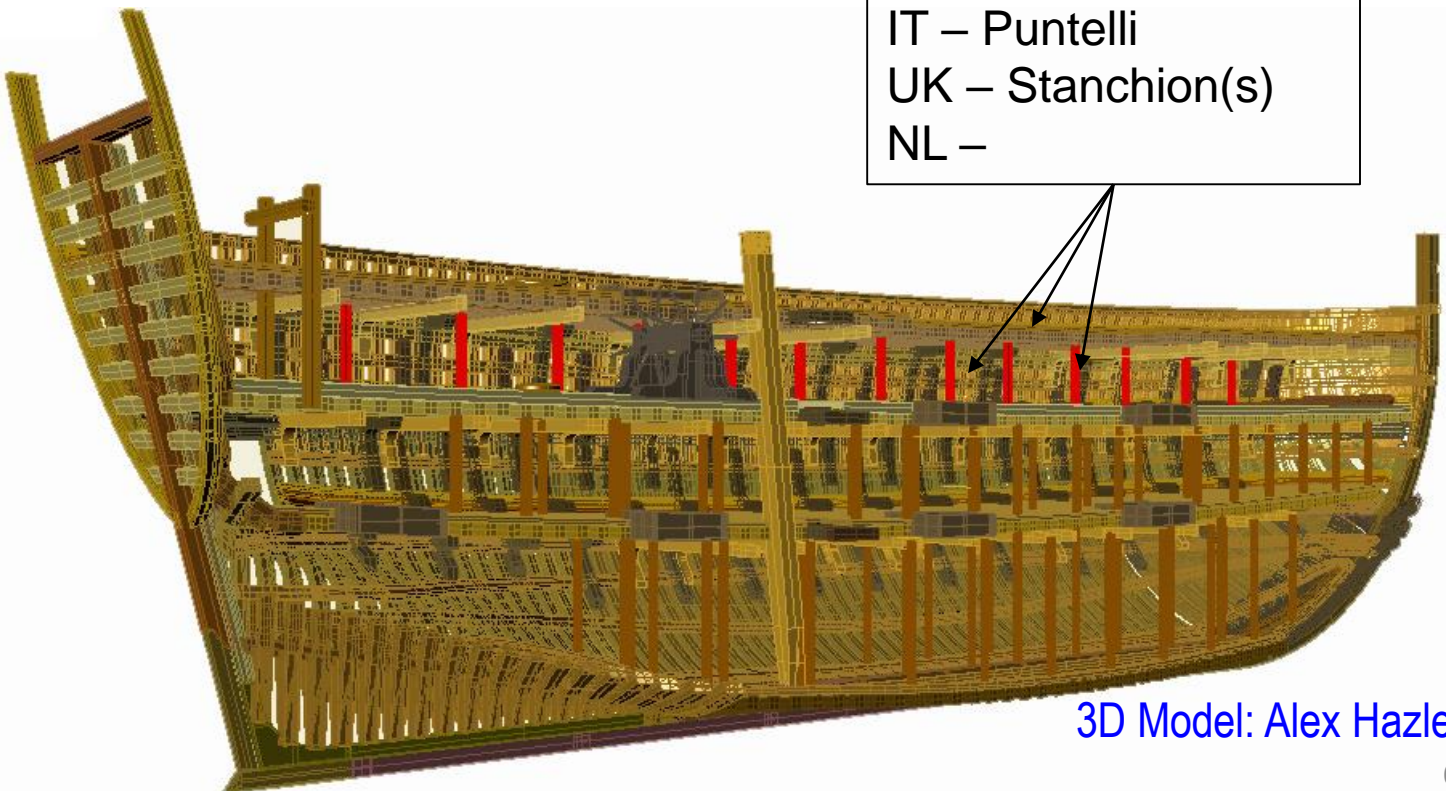
3D Model: Alex Hazlett

## Third deck



PT – Paixões dos tamboretas  
SP –  
CT –  
FR – Étambrai  
IT –  
UK – Mast partner  
NL –

PT – Pés de carneiro  
SP – Puntales  
CT –  
FR – Épontille(s)  
IT – Puntelli  
UK – Stanchion(s)  
NL –

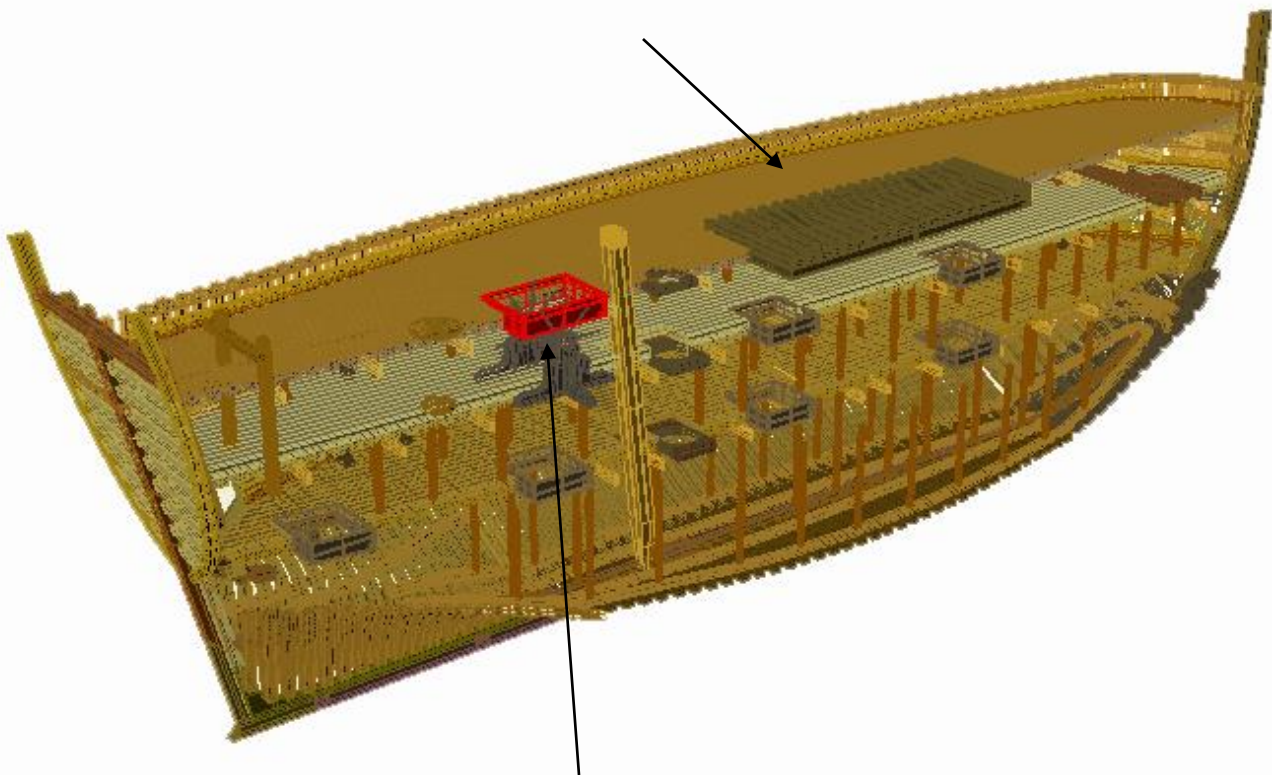


3D Model: Alex Hazlett



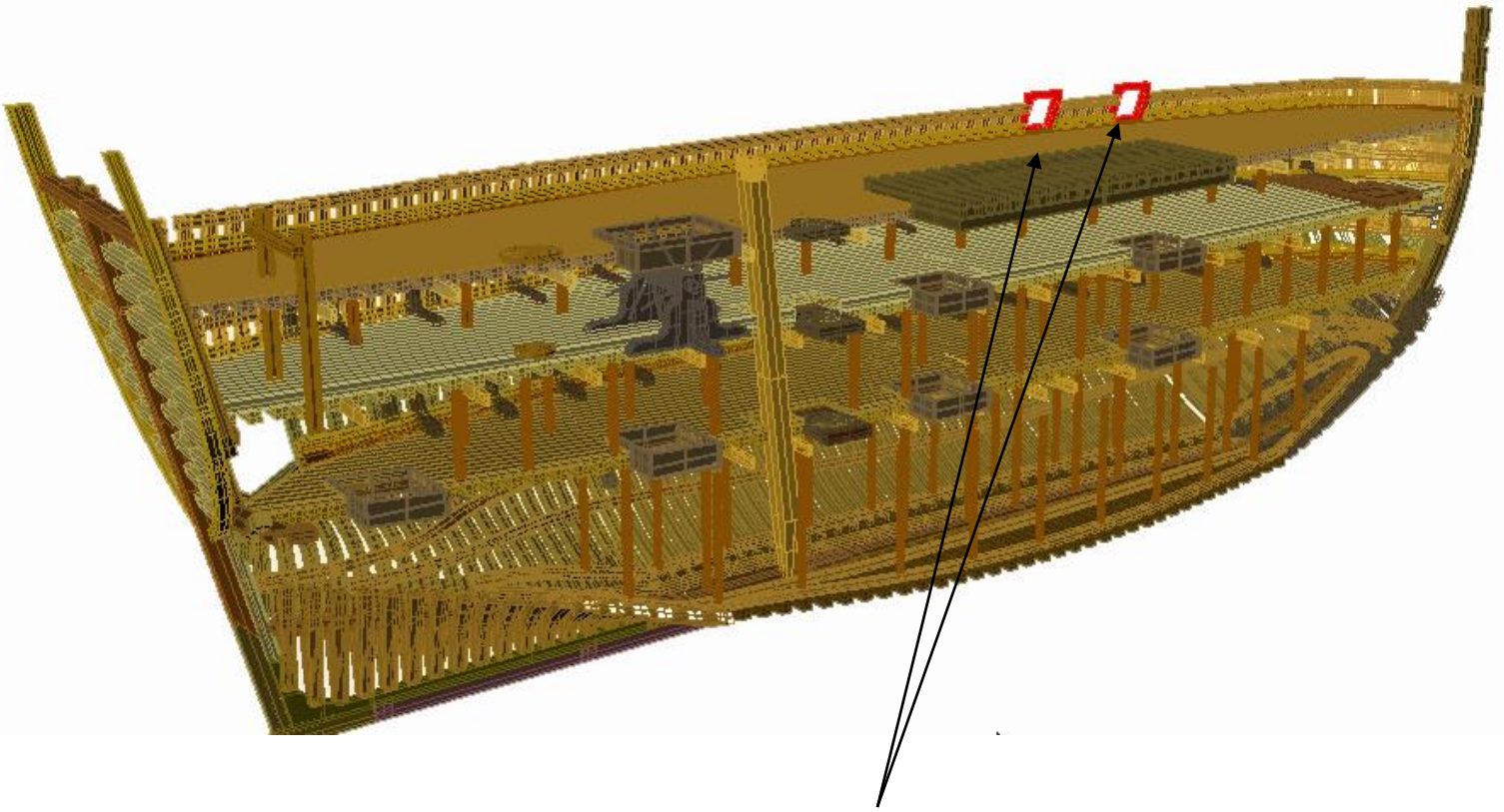
## Third deck

PT – Berço  
SP –  
CT –  
FR –  
IT –  
UK – Cradle  
NL –



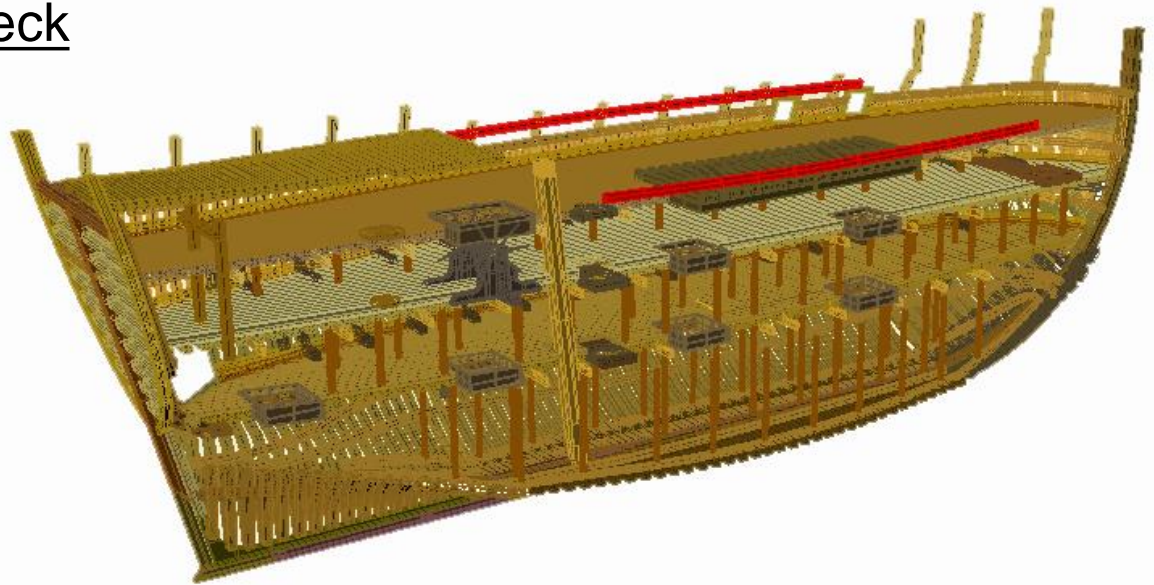
PT – Madres das escotinha(s)  
SP – Brazolas de la escotilla(s)  
CT –  
FR – Bordure d'écouille(s)  
IT – Mastra del boccaporto  
UK – Hatch coaming(s)  
NL –

## Third deck

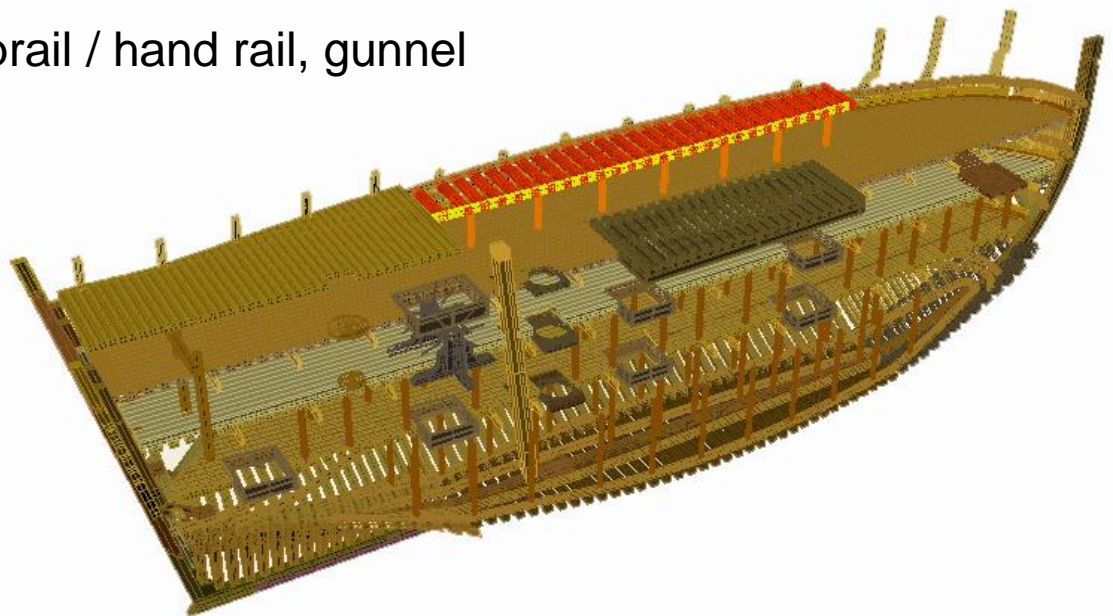


- PT – Portinhola(s)
- SP – Tronera(s), porta(s) de artillería, cañonera(s)
- CT – Porta, tronera
- FR – Sabord(s)
- IT – Portelli dei cannoni
- UK – Gun port(s)
- NL –

## Weather deck



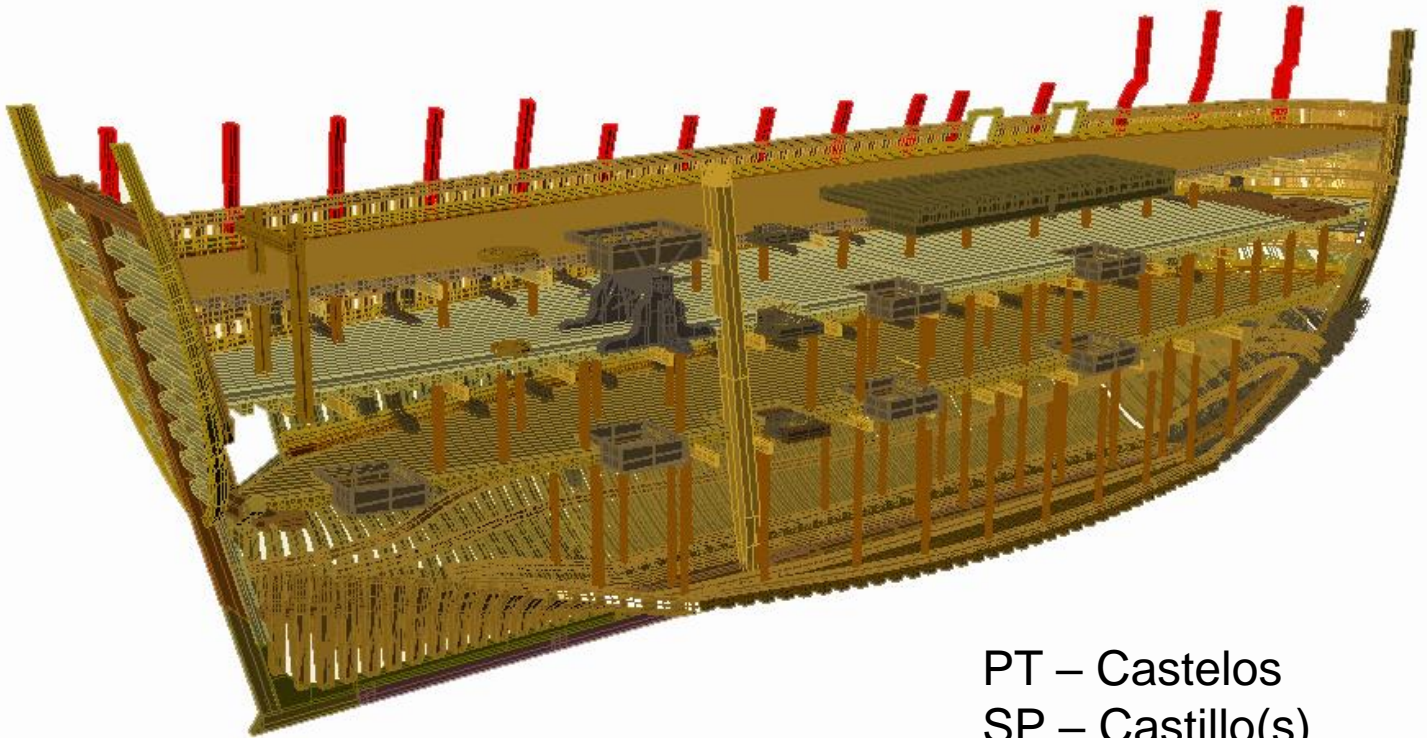
- PT –
- SP – Borda, regala
- CT – Orla
- FR – Main-courante
- IT – Orlo
- UK – Caprail / hand rail, gunnel
- NL –



- PT –
- SP –
- CT –
- FR –
- IT –
- UK –
- NL –

3D Model: Alex Hazlett

# Castles




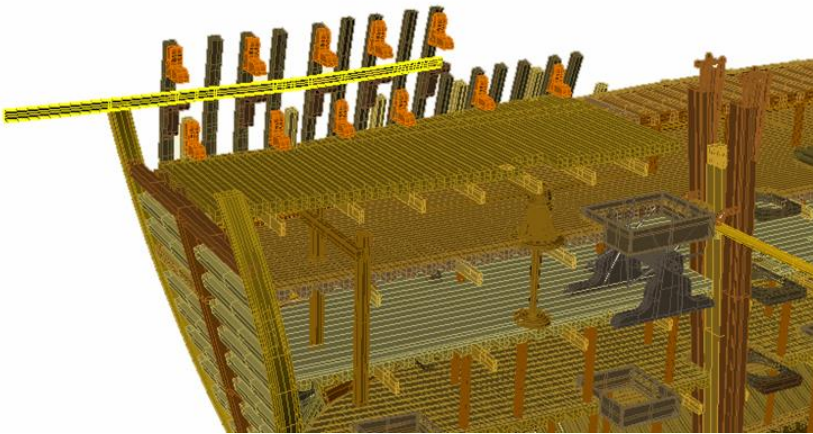
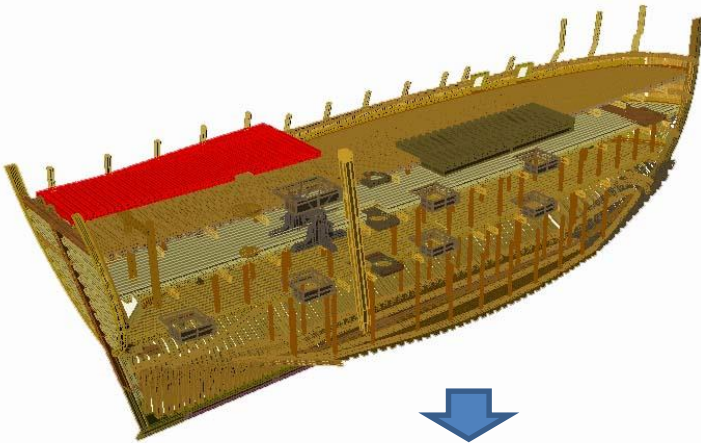

- PT – Castelos
- SP – Castillo(s)
- CT – Castells
- FR –
- IT –
- UK – Castle(s)
- NL –



- PT –
- SP – Regala
- CT –
- FR –
- IT –
- UK –
- NL –


3D Model: Alex Hazlett

# Stern Castle



3D Model: Alex Hazlett

## Stern Castle



PT – Tolda e Alcáçova

SP – Toldilla, castillo de popa


CT – Castell de popa

FR – Pont du gaillard/chateau arrière (inside) / Plat-bord du gaillard/chateau arrière (outside)

IT –

UK – Stern castle

NL –



PT – Carlinga da mezena

SP – Carlinga del palo mesana

CT – Paramola de l'arbre de mitjana

FR – Emplature de l'artimon

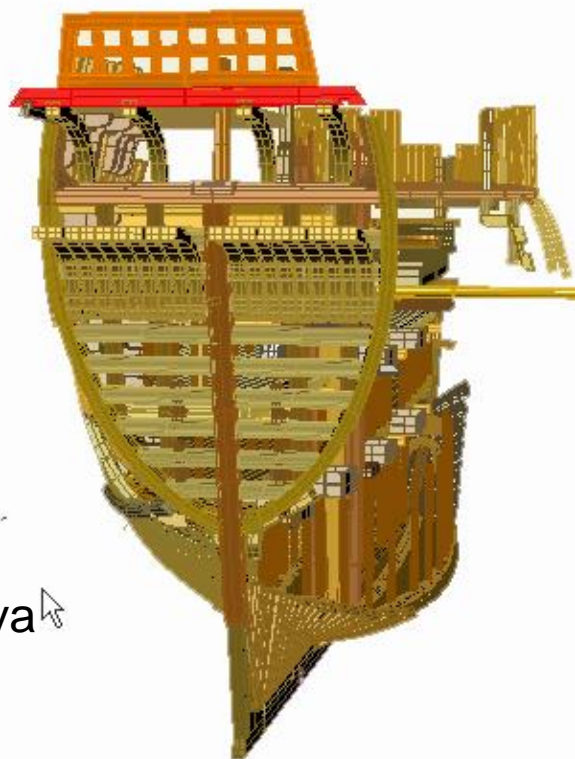
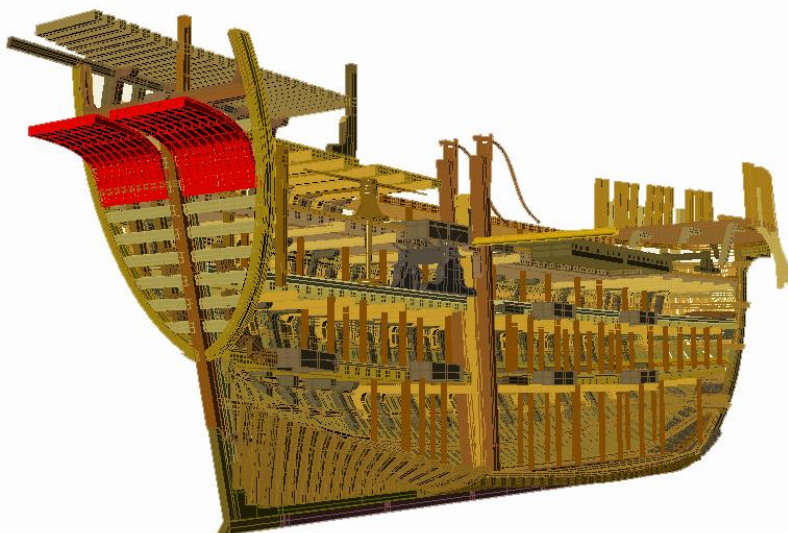
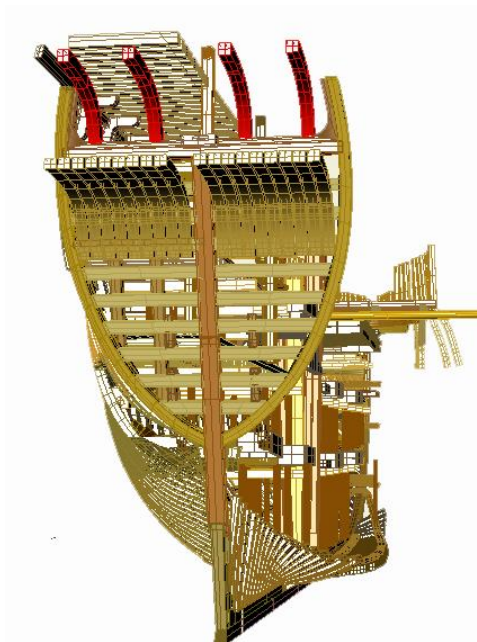
IT – Scassa del albero di poppa

UK – Mizzen maststep

NL –

3D Model: Alex Hazlett

## Stern Castle



PT – Cambotas da tolda e alcáçova

SP – Gambota(s)

CT –

FR – Montant de voute

IT – Carrecha

UK – Counter(s)

NL –

3D Model: Alex Hazlett

## Fore Castle

PT – Beque / Falcão

SP –

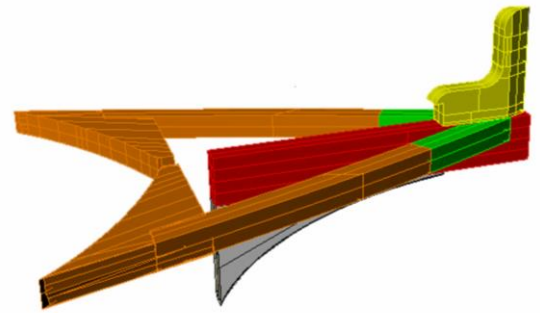
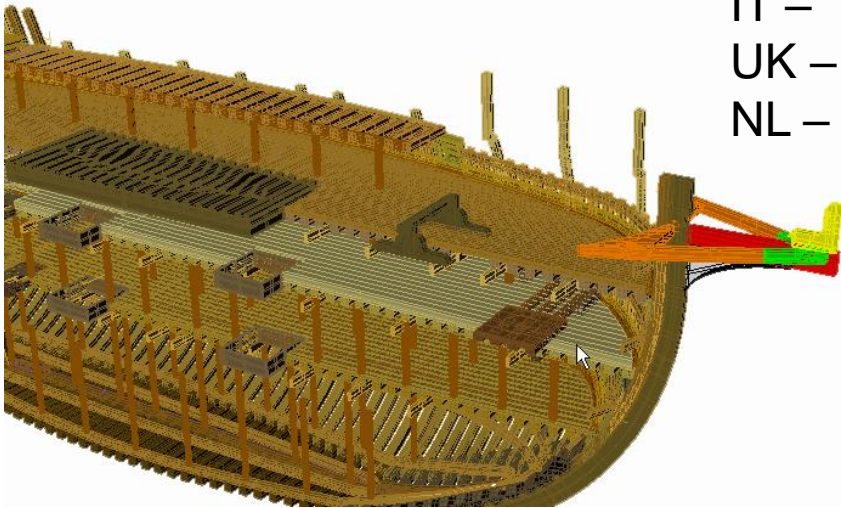
CT – Bec

FR – Taille-mer

IT –

UK – Beakhead

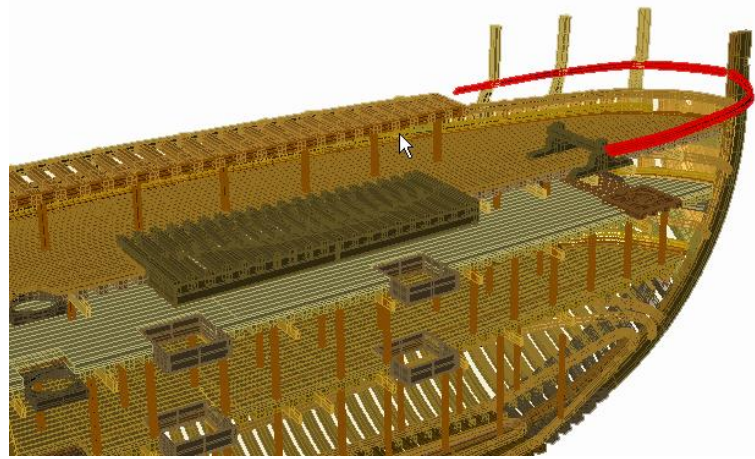
NL –



3D Model: Alex Hazlett



## Fore Castle



PT –

SP –

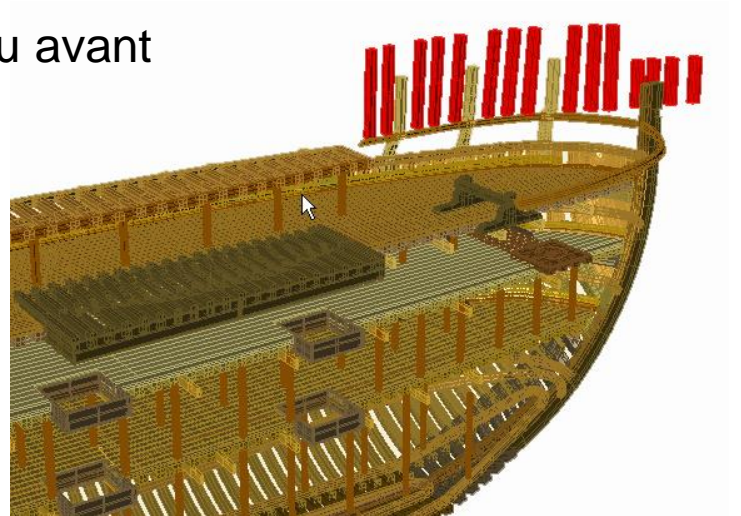
CT –

FR – Lisse du gaillard/chateau avant

IT –

UK –

NL –



PT –

SP –

CT –

FR – Allonges du gaillard/chateau avant

IT –

UK –

NL –

PT –

SP –

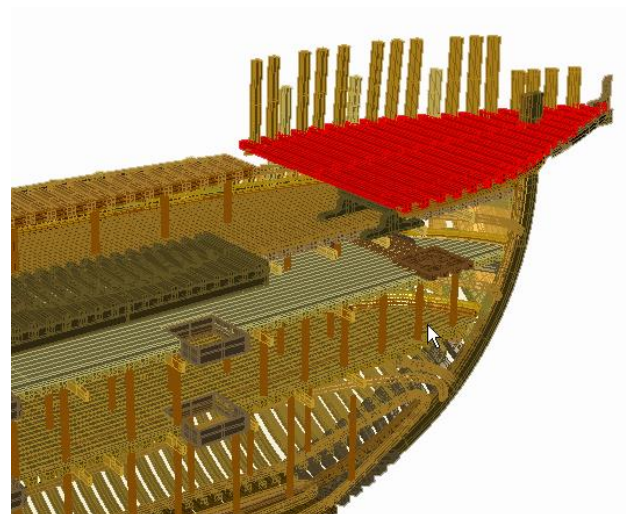
CT –

FR – Pont du gaillard/chateau avant

IT –


UK –

NL –



3D Model: Alex Hazlett

## Fore Castle



PT –

SP –

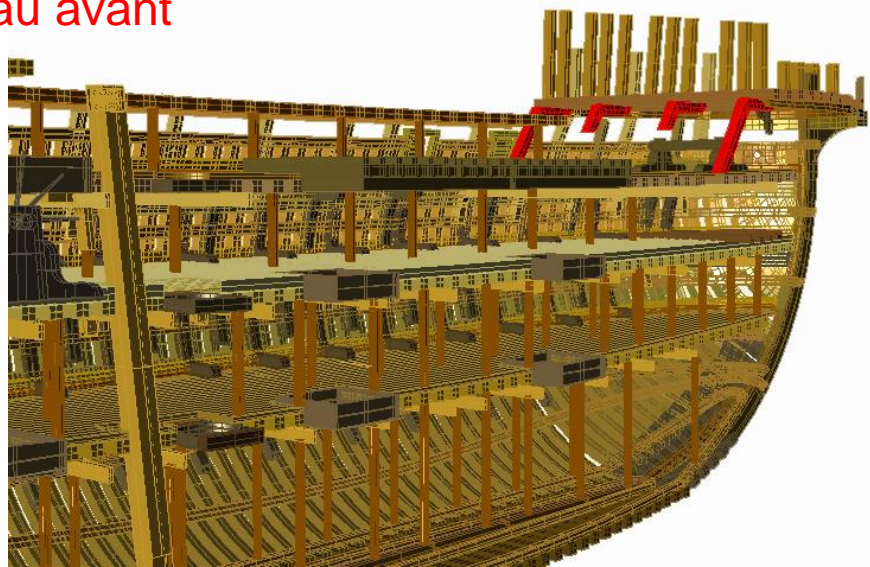
CT –

FR – Pont du gaillard/chateau avant

IT –

UK –

NL –



PT –

SP –

CT –

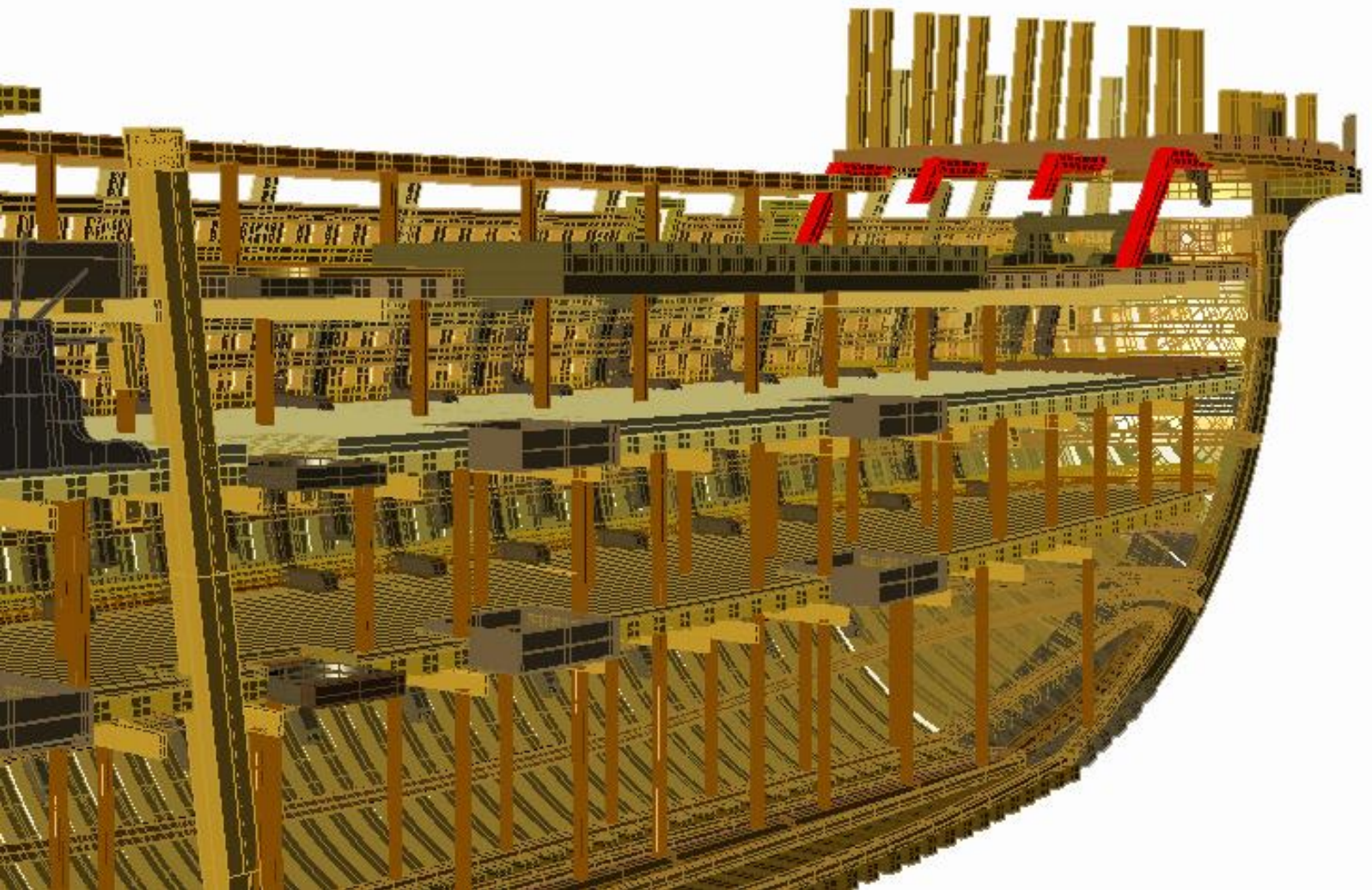
FR –

IT –

UK –

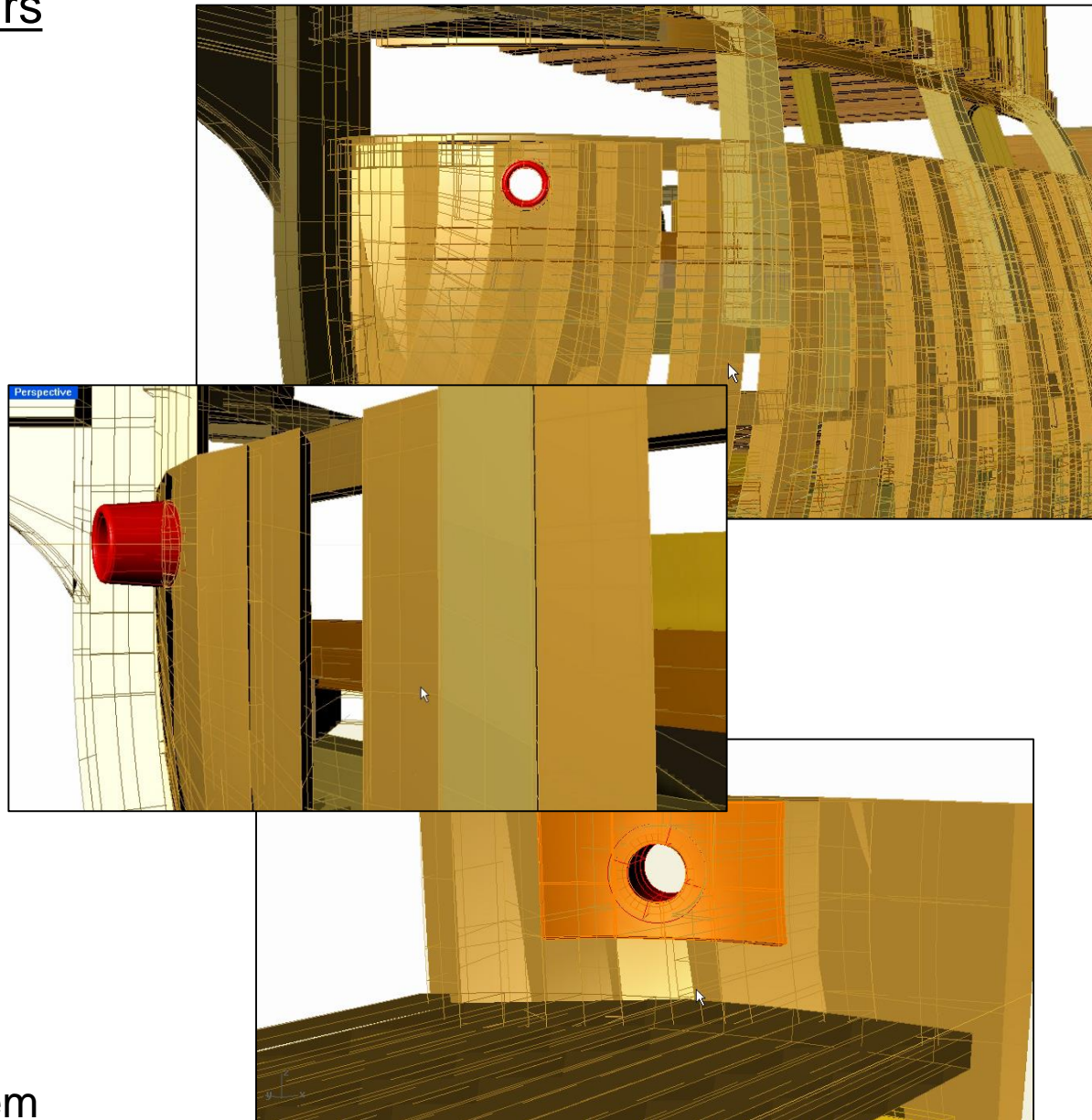
NL –

## Fore Castle



PT –  
SP –  
CT –  
FR –  
IT –  
UK –  
NL –

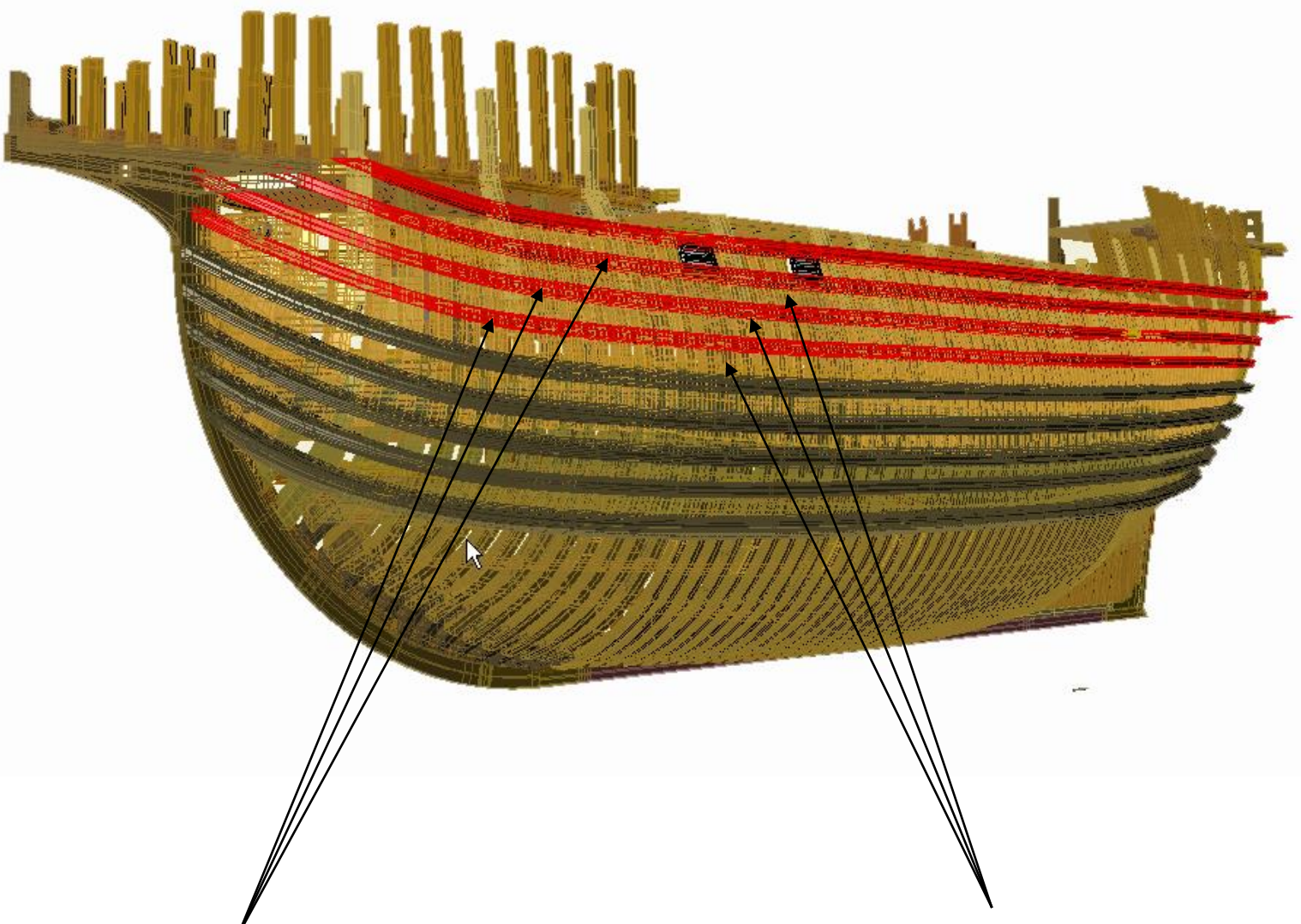
## Hawse timbers



PT – Escovem  
SP – Escobén  
CT –  
FR – Écubier  
IT – Occhio di cubia  
UK – Hawse hole  
NL –

3D Model: Alex Hazlett

# Wales




- PT – Cinta(s)
- SP – Cinta(s)
- CT – Clinte(s)
- FR – Préceinte(s)
- IT – Cinta(s)
- HR –
- UK – Wale(s)
- NL –

- PT – Alcaixa, Alcaixe
- SP –
- CT –
- FR – Espace entre les préceinte(s)
- IT –
- HR –
- UK – Space between wale(s)
- NL –

3D Model: Alex Hazlett

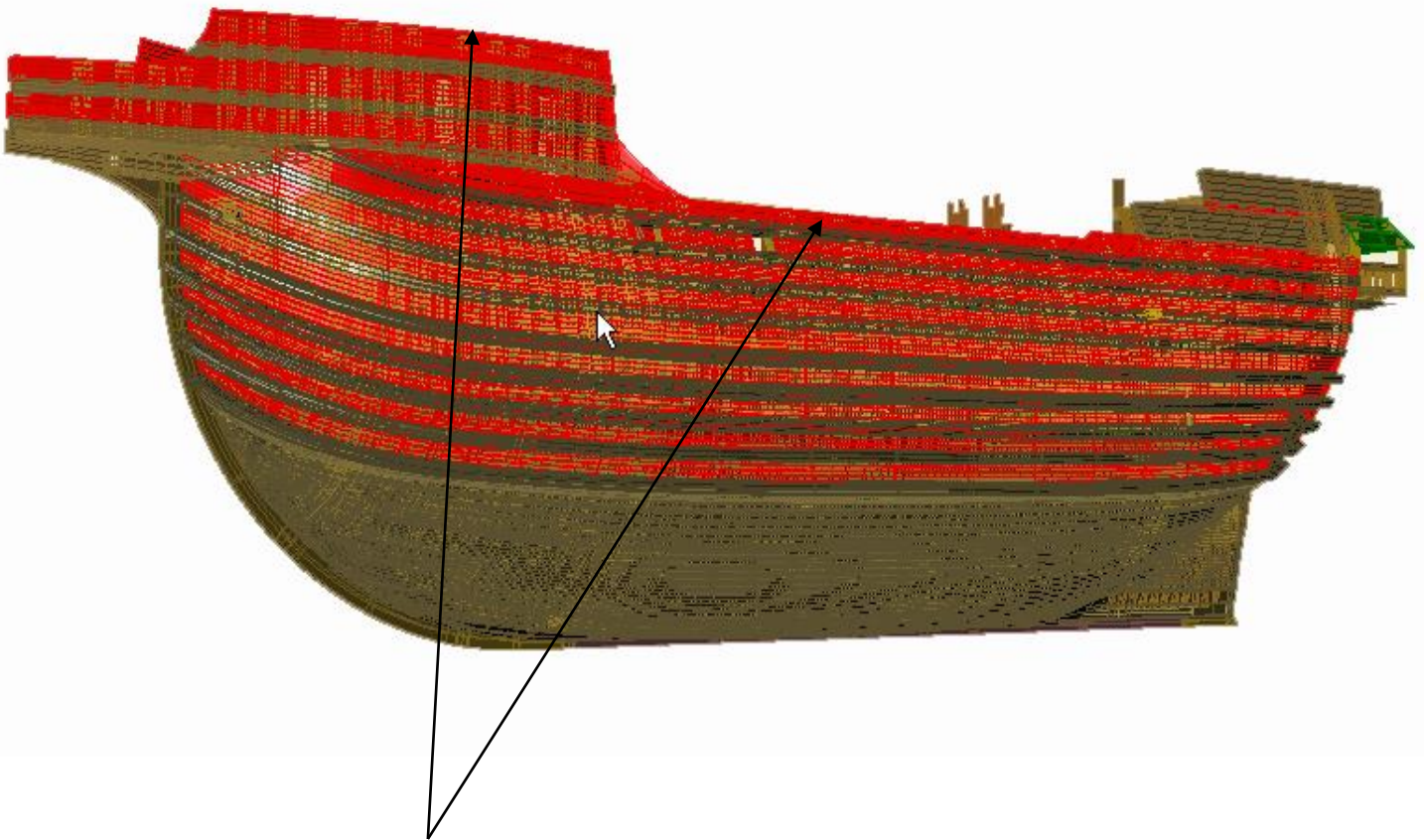
# Planking



- PT – Tabuado de forro
- SP – Tablas de forro
- CT – Taules
- FR – Bordé
- IT – Fasciame (di stiva)
- UK – Hull planking
- NL –

3D Model: Alex Hazlett

# Caprail





- PT – Alcatrate
- SP –
- CT –
- FR – **Main courante**
- IT –
- UK – Caprail
- NL –

3D Model: Alex Hazlett

# Fender Cleats

Hans Holbein, c. 1530



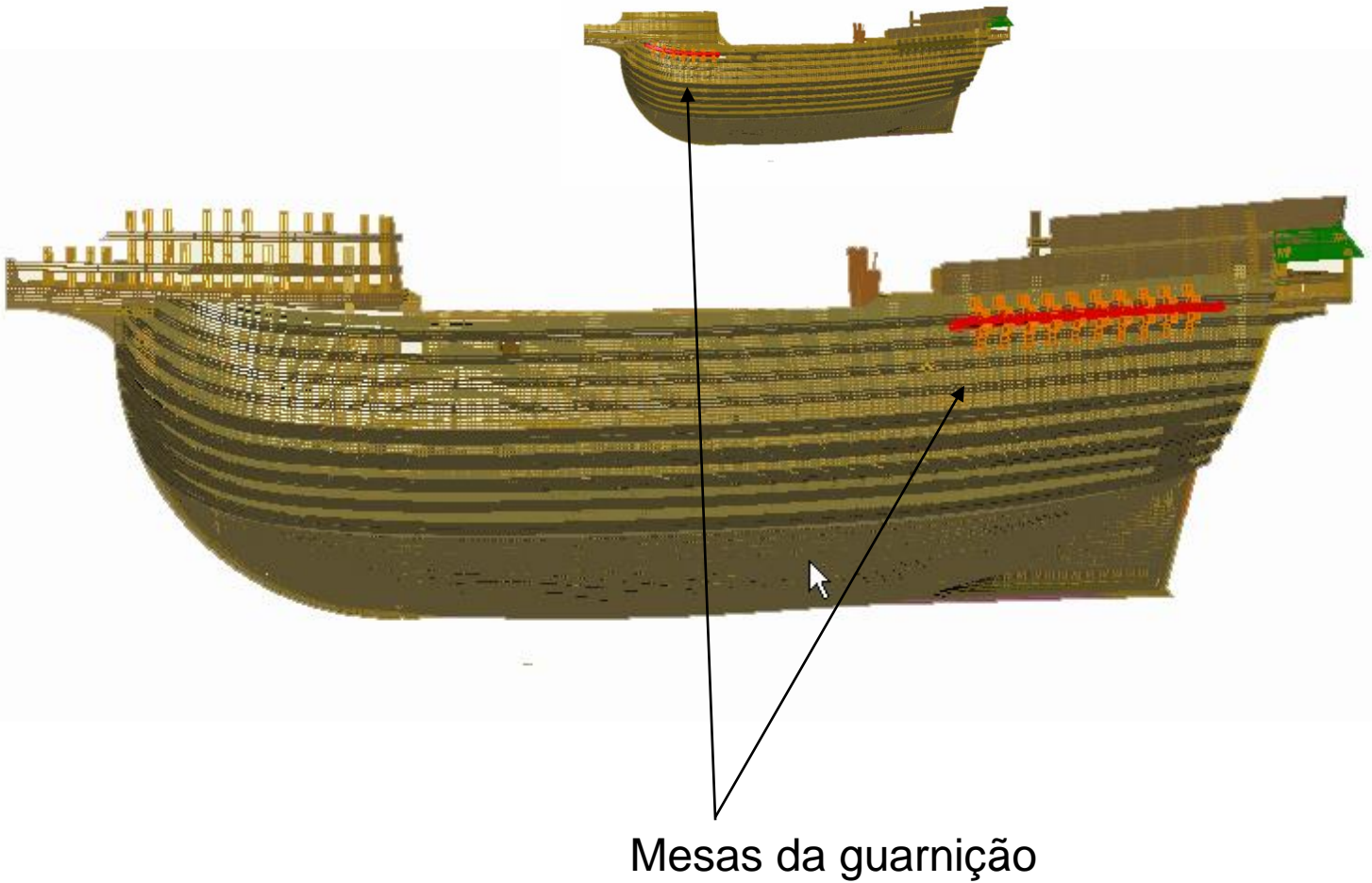
Master WA, c. 1470

- PT – Apostaréus
- SP – **Defensa(s), postelero(s)**
- CT –
- FR – **Taquet ?**
- IT –
- UK – Fender Cleats
- NL –

3D Model: Alex Hazlett



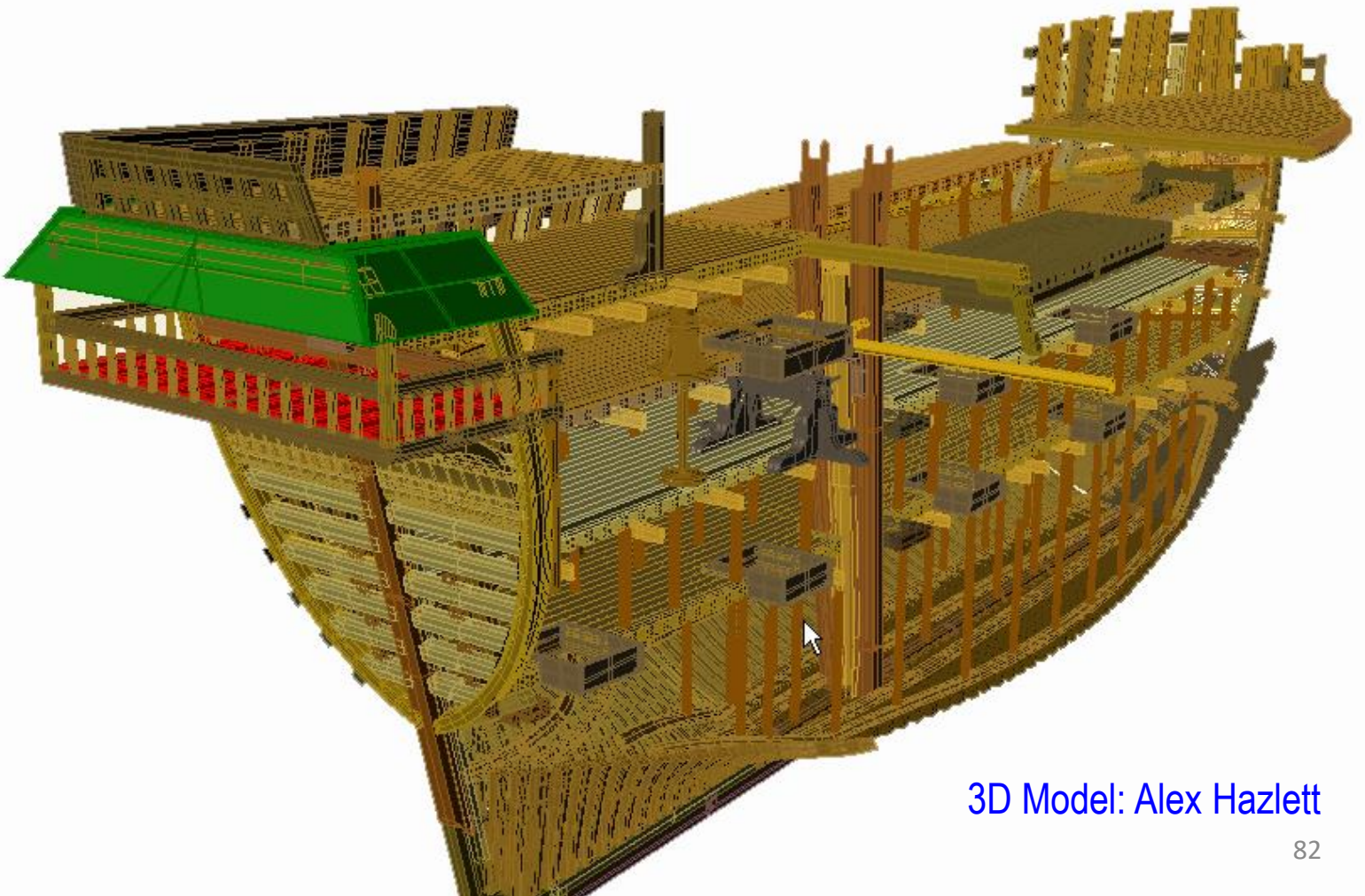
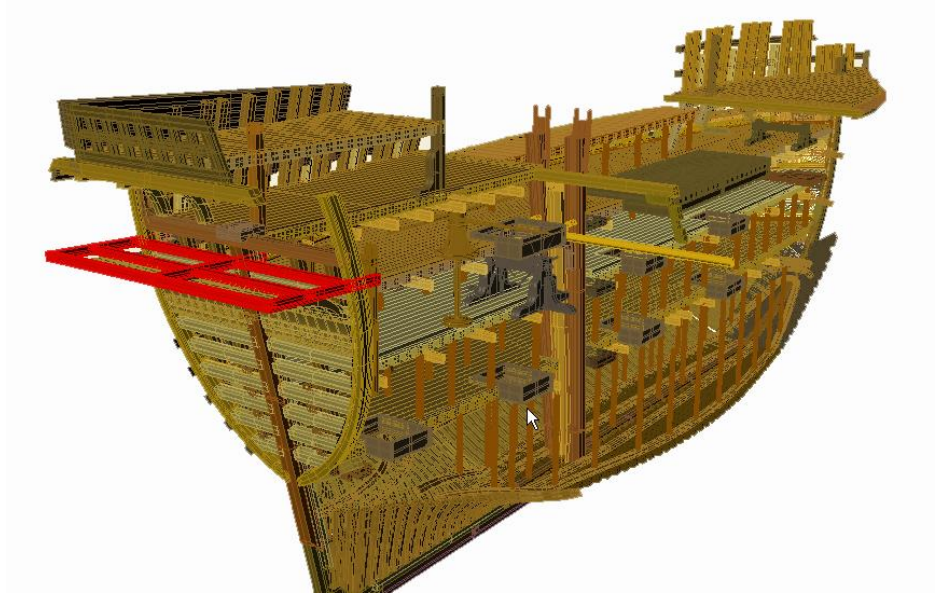
## Channels



- PT – Mesas da guarnição
- SP – Mesa(s) de guarnición
- CT –
- FR – Porte hauban
- IT –
- UK – Channels
- NL –

## Gallery

PT – Varanda  
SP – Galería  
CT – Balcó  
FR – Balcon  
IT – Galleria  
UK – Gallery  
NL –



3D Model: Alex Hazlett

Contributions:

Filipe Castro, Alexander Hazlett, Maria João Santos, Marijo Bérubé, Massimo Capulli, Ricardo Borrero, Nicolás Ciarlo, Liam Phillips, Nicholas Budsberg, Charles Bending, Beñat Eguiluz Miranda, Pere Izquierdo i Tugas, Marcel Pujol Hamelik, Jean-Michel Urvoy, Greg Votruba, Nicolás Ciarlo.

